

# Cleco

## MATERIAL REMOVAL



SLOVAKIA s.r.o.

**INTOOL**

**Cleco** | Tame the Line

SHOWN: 12LF200 GRINDER

# MATERIAL REMOVAL

## CLECO MATERIAL REMOVAL TOOLS ARE COMPRISED OF:

The Cleco Dotco family of precision grinders whose reputation for durability, dependability and versatility is among the highest for fine finishing applications.

Cleco Dotco sanders and buffers that are built off the common platform of the precision grinders. Cleco MP series tools that are industrial grade medium duty tools suitable for a wide range of production and MRO applications. Cleco rough grinding tools meet the demanding requirements of industries including shipbuilding, pipe fabricating and welding applications. Since these types of applications typically require a high material removal rate, Cleco grinders typically incorporate higher horsepower motors.



## CLECO DOTCO PENCIL AND DIE GRINDERS GRINDERS ARE DESIGNED WITH THE OPERATOR IN MIND.

They are small, lightweight and comfortable to use, without sacrificing durability. Plus, they incorporate elastomer coatings, and perfectly balanced moving parts to keep vibration to a minimum. This optimal combination of tool characteristics allows the operator to focus doing the best job possible, in the least amount of time.



## HIGH PERFORMANCE FOR HIGH-VOLUME, HIGH-REPETITION TASKS.

Cleco's Dotco drills have long been the industry workhorse for daily high-volume, high-precision use in applications ranging from appliances to aerospace manufacturing. Be it aluminum, steel, titanium, composite, or wood, many industries require hand-drilled holes, and Cleco's Dotco tools offer some of the industry's most durable and reliable handheld drills, available in pistol, angle and in-line configurations.

## THE CLECO DOTCO DIFFERENCE

**Precision** - Known for their performance, dependability and versatility, the Cleco Dotco brand is viewed as the premier line of surface-preparation tools in the industrial marketplace. With the lowest runout in the market, precision parts let the operators manufacture precision products.

**Ergonomics** - Cleco Dotco tools are designed so that their form follows their function. Simply put, these tools that are more comfortable for the operator to use, and work with operators - not against them.

**Versatility** - By using only a few motor types, a diverse line of Cleco Dotco products have been developed to handle a wide range of applications. The tools also have a high interchangeability of part making maintenance easier and more affordable.

## Cleco Dotco 10-90 Series - Precision Grinder - Turbine

100,000 RPM 0.06 hp (0.044 kW)



- Requires no air line lubrication - High precision ball bearings for long life expectancy
- Two-stage turbine motor with roll throttle and front exhaust
- Achieves a superb finish with its high speed and precision spindle
- Light weight and durable steel housing
- Low vibration and quiet operation minimizes operator fatigue

Model	Collet Size	Exhaust	Free Speed	Abrasive Capacity Grinder	Weight	Length	Air Inlet Size
			r/min		Lb	in	in
10R9000-03	3mm	Front	100000	3/16" Carbide Burr, 3/16" Diamond Pin	0.441	5.4	1/8 in
10R9000-08	1/8 in	Front	100000	3/16" Carbide Burr, 3/16" Diamond Pin	0.441	5.4	1/8 in

CAUTION: Use dry air at 90 psi maximum: Do not lubricate turbine grinders. Lubrication will be detrimental to the operation and life of turbine tools.  
Do not attach a quick-disconnect fitting directly to the tool.  
Standard Equipment:  
Applicable collet, collet wrenches, 7 ft./2.1 m air supply hose, replaceable cartridge hose filter.

## Cleco Dotco 12-04 Series - Precision Pencil Grinder - Inline

60,000 RPM 0.1 hp (0.074 kW)



- Industrial bearing provides long life expectancy
- Designed for precision deburring and metal removal
- Compact and light weight composite housing
- Roll throttle equipped

Model	Collet Size	Exhaust	Free Speed	Abrasive Capacity Grinder	Overhose	Weight	Length	Air Inlet Size
			r/min			Lb	in	in
12R0400-13	3mm	Rear	60000	1/4" Carbide Burr, 1/4" Diamond Pin	1 ft   0.3 m	0.22	5.8	1/8 in
12R0400-18	1/8 in	Rear	60000	1/4" Carbide Burr, 1/4" Diamond Pin	1 ft   0.3 m	0.22	5.8	1/8 in
12R0400-43	3mm	Rear	60000	1/4" Carbide Burr, 1/4" Diamond Pin	4 ft   1.2 m	0.22	5.8	1/8 in
12R0410-13	3mm	Rear	60000	1/4" Carbide Burr, 1/4" Diamond Pin	1 ft   0.3 m	0.22	5.8	1/8 in
12R0410-18	1/8 in	Rear	60000	1/4" Carbide Burr, 1/4" Diamond Pin	1 ft   0.3 m	0.22	5.8	1/8 in
12R0410-43	3mm	Rear	60000	1/4" Carbide Burr, 1/4" Diamond Pin	4 ft   1.2 m	0.22	5.8	1/8 in

Do not attach a quick-disconnect fitting directly to the tool.  
Standard Equipment:  
Applicable collet, collet wrenches, collet guard, 5 ft/1.5 m air supply hose, 1 ft./0.3 m overhose

## Cleco Dotco 10-04 Series - Precision Grinder - Inline

60,000 RPM 0.1 hp (0.074 kW)

- Industrial bearing provides long life expectancy
- Designed for precision deburring and metal removal
- Compact and light aluminum weight housing
- Roll throttle equipped



Model	Collet Size	Exhaust	Free Speed	Abrasive Capacity Grinder	Overhose	Weight	Length	Air Inlet Size
			r/min			Lb	in	in
10R0400-13	3mm	Rear	60000	1/4" Carbide Burr, 1/4" Diamond Pin	1 ft   0.3 m	0.22	5.8	1/8 in
10R0400-18	1/8 in	Rear	60000	1/4" Carbide Burr, 1/4" Diamond Pin	1 ft   0.3 m	0.22	5.8	1/8 in
10R0401-13	3mm	Rear	60000	1/4" Carbide Burr, 1/4" Diamond Pin	1 ft   0.3 m	0.22	5.8	1/8 in
10R0401-43	3mm	Rear	60000	1/4" Carbide Burr, 1/4" Diamond Pin	4 ft   1.2 m	0.22	5.8	1/8 in

## Cleco Dotco 12-03 Series - Precision Grinder - Gearless - Right Angle

80,000 RPM 0.1 hp (0.074 kW)

- Industrial bearing provides long life expectancy
- Designed for precision deburring and metal removal
- Compact and light weight composite housing
- Roll throttle equipped
- Includes over-hose



Model	Collet Size	Exhaust	Free Speed	Abrasive Capacity Grinder	Overhose	Weight	Length	Air Inlet Size
			r/min			Lb	in	in
12R0380-13	3mm	Rear	80000	1/4" Carbide Burr, 1/4" Diamond Pin	1 ft   0.3 m	0.3	5.5	1/8 in
12R0380-18	1/8 in	Rear	80000	1/4" Carbide Burr, 1/4" Diamond Pin	1 ft   0.3 m	0.22	5.5	1/8 in
12R0380-43	3mm	Rear	80000	1/4" Carbide Burr, 1/4" Diamond Pin	4 ft   1.2 m	0.22	5.5	1/8 in

Do not attach a quick-disconnect fitting directly to the tool.

Standard Equipment:

Applicable collet, collet wrenches, collet guard, 5 ft/1.5 m air supply hose, 1 ft/0.3 m overhose

## Cleco Dotco 12-05 Series - Precision Grinder- with Collet Guard

40,000 RPM 0.2 hp (0.15 kW)



- Equipped with dial throttle
- Compact size for ultimate control - easy access to confined areas
- Ideal for die and mold work as well as deburring
- Comprehensive selection of speed available

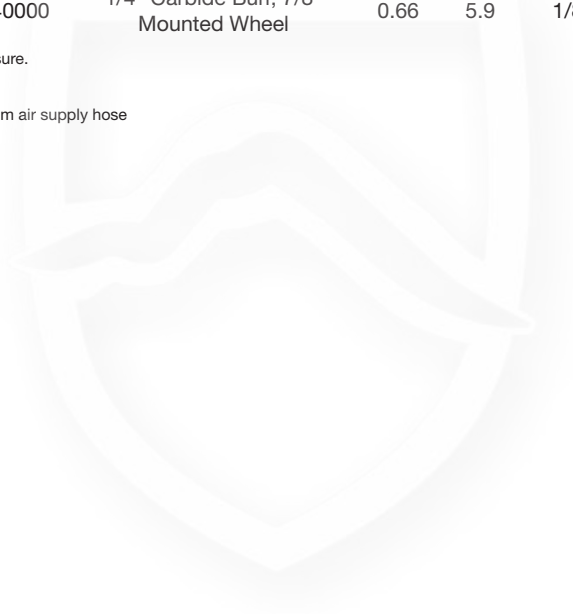
Model	Collet Size	Exhaust	Free Speed	Abrasive Capacity Grinder	Weight	Length	Air Inlet Size
			r/min		Lb	in	in
12R0500-36	1/4 in	Front	40000	1/4" Carbide Burr, 7/8" Mounted Wheel	0.66	5.9	1/8 in

All tools performance rated @ 90psi / 620 kPa air pressure.

Minimum Hose I.D.: 3/16in / 4.8mm

Standard Equipment:

Applicable collet, collet wrenches, collet guard, 7 ft / 2.1m air supply hose



## Cleco Dotco 12-10 Series - Die Grinder - 300 Series Collet

12,000 - 34,000 RPM 0.3 hp (0.22 kW)

- Durable and ergonomic composite housing - Ideal for die/mold and deburring
- Compact size for ultimate control - easy access to confined areas
- OH versions include 4' of Overhose for additional noise suppression
- Conversion kits available to add OH Overhose on rear exhaust tools for additional noise suppression
- LH = Left Hand Rotation
- Optional Extended Collet Guard - 01-1047 supplied separately



Grinders

Model	Collet Size	Exhaust	Free Speed	Abrasive Capacity Grinder	Weight	Length	Air Inlet Size
			r/min		Lb	in	in
12L1000-36	1/4 in	Front	30000	1/2" Carbide Burr, 1" Mounted Wheel	0.88	6	1/4 in
12L1000-36LH	1/4 in	Front	30000	1/2" Carbide Burr, 1" Mounted Wheel	0.88	6	1/4 in
12L1000-36M6	1/4 in   6mm	Front	30000	1/2" Carbide Burr, 1" Mounted Wheel	0.88	6	1/4 in
12L1001-36	1/4 in	Front	34000	1/2" Carbide Burr, 1" Mounted Wheel	0.88	6	1/4 in
12L1001-36M6	1/4 in   6mm	Front	34000	1/2" Carbide Burr, 1" Mounted Wheel	0.88	6	1/4 in
12L1003-36	1/4 in	Front	25000	1/2" Carbide Burr, 1" Mounted Wheel	0.88	6	1/4 in
12L1003-36LH	1/4 in	Front	25000	1/2" Carbide Burr, 1" Mounted Wheel	0.88	6	1/4 in
12L1028-36	1/4 in	Rear	20000	1/2" Carbide Burr, 1" Mounted Wheel	0.88	6	1/4 in
12L1028-36M6	1/4 in   6mm	Rear	20000	1/2" Carbide Burr, 1" Mounted Wheel	0.88	6	1/4 in
12L1045-36	1/4 in	Front	12000	1/2" Carbide Burr, 1" Mounted Wheel	0.88	6	1/4 in
12L1045-36M6	1/4 in   6mm	Front	12000	1/2" Carbide Burr, 1" Mounted Wheel	0.88	6	1/4 in
12L1046-36	1/4 in	Front	18000	1/2" Carbide Burr, 1" Mounted Wheel	0.88	6	1/4 in
12L1076-36OH	1/4 in	Front	18000	1/2" Carbide Burr, 1" Mounted Wheel	0.88	6	1/4 in
12L1080-36	1/4 in	Rear	30000	1/2" Carbide Burr, 1" Mounted Wheel	0.88	6	1/4 in
12L1080-36M6	1/4 in   6mm	Rear	30000	1/2" Carbide Burr, 1" Mounted Wheel	0.88	6	1/4 in
12L1080-36M6OH	1/4 in   6mm	Rear	30000	1/2" Carbide Burr, 1" Mounted Wheel	0.88	6	1/4 in
12L1080-36OH	1/4 in	Rear	30000	1/2" Carbide Burr, 1" Mounted Wheel	0.88	6	1/4 in
12L1081-36	1/4 in	Rear	34000	1/2" Carbide Burr, 1" Mounted Wheel	0.88	6	1/4 in
12L1081-36M6OH	1/4 in   6mm	Rear	34000	1/2" Carbide Burr, 1" Mounted Wheel	0.88	6	1/4 in
12L1081-36OH	1/4 in   6mm	Rear	34000	1/2" Carbide Burr, 1" Mounted Wheel	0.88	6	1/4 in
12L1082-36	1/4 in	Rear	25000	1/2" Carbide Burr, 1" Mounted Wheel	0.88	6	1/4 in
12L1082-36M6	1/4 in   6mm	Rear	25000	1/2" Carbide Burr, 1" Mounted Wheel	0.88	6	1/4 in
12L1082-36OH	1/4 in	Rear	25000	1/2" Carbide Burr, 1" Mounted Wheel	0.88	6	1/4 in
12S1008-36	1/4 in	Front	20000	1/2" Carbide Burr, 1" Mounted Wheel	0.88	6	1/4 in
12S1085-36OH	1/4 in	Front	20000	1/2" Carbide Burr, 1" Mounted Wheel	0.88	6	1/4 in

All tools performance rated @ 90 psi / 620 kPa air pressure.

Standard Equipment:

Applicable collet, collet wrenches

Minimum Hose I.D.: 1/4 in / 6.4 mm



## Cleco Dotco 10-10 Series - 200 & 300 Series Collet - Die Grinder

25,000 - 34,000 RPM 0.3 hp (0.22 kW)

- Durable aluminum housing - Ideal for die/mold and deburring work
- Compact size for ultimate control - easy access to confined areas
- Rear exhaust models are "OH" Overhose Ready for additional noise suppression
- 10L with Lock Off Lever 10N does not have a lever and is for mounting / remote start
- LH = Left Hand Rotation Version



Model	Collet Size	Exhaust	Free Speed	Abrasive Capacity Grinder	Weight	Length	Air Inlet Size
			r/min		Lb		
10L1000-36	1/4 in	Front	30000	1/2" Carbide Burr, 1" Mounted Wheel	0.66	4.6	1/4 in
10L1000-3608	1/8 in	Front	30000	1/2" Carbide Burr, 1" Mounted Wheel	0.66	4.6	1/4 in
10L1000-36LH	1/4 in	Front	30000	1/2" Carbide Burr, 1" Mounted Wheel	0.66	4.6	1/4 in
10L1001-36	1/4 in	Front	34000	1/2" Carbide Burr, 1" Mounted Wheel	0.66	4.6	1/4 in
10L1001-3608	1/8 in	Front	34000	1/2" Carbide Burr, 1" Mounted Wheel	0.66	4.6	1/4 in
10L1003-36	1/4 in	Front	25000	1/2" Carbide Burr, 1" Mounted Wheel	0.66	4.6	1/4 in
10L1080-36	1/4 in	Rear	30000	1/2" Carbide Burr, 1" Mounted Wheel	0.66	4.6	1/8 in
10L1081-36	1/4 in	Rear	34000	1/2" Carbide Burr, 1" Mounted Wheel	0.66	4.6	1/8 in
10L1082-36	1/4 in	Rear	25000	1/2" Carbide Burr, 1" Mounted Wheel	0.66	4.6	1/8 in
10N1080-0124	3/8 in	Rear	30000	1/2" Carbide Burr, 1" Mounted Wheel	0.66	4.6	1/8 in
10N1081-36	1/4 in	Rear	34000	1/2" Carbide Burr, 1" Mounted Wheel	0.66	4.6	1/8 in

All tools performance rated @ 90 psi / 620 kPa air pressure.

Standard Equipment:

Applicable collet, collet wrenches

Minimum Hose I.D.: 1/4 in / 6.4 mm

## Cleco Dotco 12-20 Series - Die Grinder - 200 Series Collet

12,000 - 25,000 RPM 0.6 hp (0.45 kW)



- Ergonomic composite housing
- Front and rear exhaust models available
- OH models include 4' Overhose for additional noise suppression
- Conversion kits available to add OH Overhose on rear exhaust tools for additional noise suppression
- LH = Left Hand Rotation Version
- Optional collet guard 01-2047PT supplied separately

Model	Collet Size	Exhaust	Free Speed	Abrasive Capacity Grinder	Weight	Length	Air Inlet Size
			r/min		Lb	in	in
12L2000-01	1/4 in	Front	25000	3/4" Carbide Burr, 1.5" Mounted Wheel	1.32	6.9	1/4 in
12L2000-01LH	1/4 in	Front	25000	3/4" Carbide Burr, 1.5" Mounted Wheel	1.32	6.9	1/4 in
12L2000-01M6	1/4 in   6mm	Front	25000	3/4" Carbide Burr, 1.5" Mounted Wheel	1.32	6.9	1/4 in
12L2001-01	1/4 in	Front	20000	3/4" Carbide Burr, 1.5" Mounted Wheel	1.32	6.9	1/4 in
12L2001-01LH	1/4 in	Front	20000	3/4" Carbide Burr, 1.5" Mounted Wheel	1.32	6.9	1/4 in
12L2002-01	1/4 in	Front	18000	3/4" Carbide Burr, 1.5" Mounted Wheel	1.32	6.9	1/4 in
12L2002-01LH	1/4 in	Front	18000	3/4" Carbide Burr, 1.5" Mounted Wheel	1.32	6.9	1/4 in
12L2003-01	1/4 in	Front	12000	3/4" Carbide Burr, 1.5" Mounted Wheel	1.32	6.9	1/4 in
12L2080-01	1/4 in	Rear	25000	3/4" Carbide Burr, 1.5" Mounted Wheel	1.32	6.9	1/4 in
12L2080-01M6	1/4 in   6mm	Rear	25000	3/4" Carbide Burr, 1.5" Mounted Wheel	1.32	6.9	1/4 in
12L2080-01OH	1/4 in	Rear	25000	3/4" Carbide Burr, 1.5" Mounted Wheel	1.32	6.9	1/4 in
12L2081-01	1/4 in	Rear	20000	3/4" Carbide Burr, 1.5" Mounted Wheel	1.32	6.9	1/4 in
12L2081-01M6	1/4 in   6mm	Rear	20000	3/4" Carbide Burr, 1.5" Mounted Wheel	1.32	6.9	1/4 in
12L2081-01M6OH	1/4 in   6mm	Rear	20000	3/4" Carbide Burr, 1.5" Mounted Wheel	1.32	6.9	1/4 in
12L2082-01	1/4 in	Rear	18000	3/4" Carbide Burr, 1.5" Mounted Wheel	1.32	6.9	1/4 in

All tools performance rated @ 90psi / 620 kPa air pressure.

Standard Equipment:

Applicable collet, collet wrenches

Minimum Hose I.D.: 1/4in / 6.4mm



## Cleco Dotco 10-20 Series - 200 & 300 Series Collet - Die Grinder

18,000 - 25,000 RPM 0.6 hp (0.45 kW)

- Durable aluminum housing - Ideal for die/mold and deburring work
- Front and rear exhaust models available
- -01 200 Series Collet -36 300 Series Collet
- Rear exhaust models are "OH" Overhose Ready for additional noise suppression
- 10L with Lock Off Lever 10N does not have a lever and is for mounting / remote start
- LH - Left Hand Rotation



Model	Collet Size	Exhaust	Free Speed	Abrasive Capacity Grinder	Weight	Length	Air Inlet Size
			r/min		Lb	in	in
10L2000-01	1/4 in	Front	25000	3/4" Carbide Burr, 1.5" Mounted Wheel	1.32	5.8	1/4 in
10L2000-36	1/4 in	Front	25000	3/4" Carbide Burr, 1.5" Mounted Wheel	1.1	6.4	1/4 in
10L2002-36	1/4 in	Front	18000	3/4" Carbide Burr, 1.5" Mounted Wheel	1.32	6.6	1/4 in
10L2005-01	1/4 in	Front	20000	3/4" Carbide Burr, 1.5" Mounted Wheel	1.32	5.7	1/4 in
10L2080-01	1/4 in	Rear	25000	3/4" Carbide Burr, 1.5" Mounted Wheel	1.32	5.8	1/4 in
10L2080-01M6	1/4 in   6mm	Rear	25000	3/4" Carbide Burr, 1.5" Mounted Wheel	1.32	5.8	1/4 in
10L2080-36	1/4 in	Rear	25000	3/4" Carbide Burr, 1.5" Mounted Wheel	1.32	6.4	1/4 in
10L2081-01	1/4 in	Rear	20000	3/4" Carbide Burr, 1.5" Mounted Wheel	1.32	5.8	1/4 in
10L2082-01	1/4 in	Rear	18000	3/4" Carbide Burr, 1.5" Mounted Wheel	1.32	6.6	1/4 in
10N2080-01	1/4 in	Rear	25000	3/4" Carbide Burr, 1.5" Mounted Wheel	1.32	5.8	1/4 in
10N2080-0124	3/8 in	Rear	25000	3/4" Carbide Burr, 1.5" Mounted Wheel	1.32	5.8	1/4 in
10N2080-0124LH	3/8 in	Rear	25000	3/4" Carbide Burr, 1.5" Mounted Wheel	1.32	5.8	1/4 in

All tools performance rated @ 90 psi / 620 kPa air pressure.

Standard Equipment:

Applicable collet, collet wrenches Minimum Hose I.D.: 5/16 in / 7.9 mm

Termination -01 = 200 Series collet

Termination -36 = 300 series collet

## Cleco Dotco 12-25 Series - Die Grinder - 200 & 300 Series Collet

12,000 - 23,000 RPM 0.9 hp (0.67 kW)

- Ergonomic composite housing
- Optional over-hose available
- High power-to-weight ratio for optimal productivity
- OH models include 4' Overhose for additional noise suppression
- Conversion kits available to add OH Overhose on rear exhaust tools for additional noise suppression
- Optional collet guard 01-2047PT supplied separately



Model	Collet Size	Exhaust	Free Speed	Abrasive Capacity Grinder	Weight	Length	Air Inlet Size
			r/min		Lb	in	in
12L2500-01	1/4 in	Front	23000	1" Carbide Burr, 1.5" Mounted Wheel	1.76	7.3	1/4 in
12L2500-01M6	1/4 in   6mm	Front	23000	1" Carbide Burr, 1.5" Mounted Wheel	1.76	7.3	1/4 in
12L2500-36	1/4 in	Front	23000	1" Carbide Burr, 1.5" Mounted Wheel	1.76	8	1/4 in
12L2502-01	1/4 in	Front	18000	1" Carbide Burr, 1.5" Mounted Wheel	1.76	7.3	1/4 in
12L2542-01	1/4 in	Rear	12000	1" Carbide Burr, 1.5" Mounted Wheel	1.76	7.4	1/4 in
12L2562-01	1/4 in	Front	12000	1" Carbide Burr, 1.5" Mounted Wheel	1.76	7.4	1/4 in
12L2562-01M6	1/4 in   6mm	Front	12000	1" Carbide Burr, 1.5" Mounted Wheel	1.76	7.4	1/4 in
12L2565-01	1/4 in	Front	15000	1" Carbide Burr, 1.5" Mounted Wheel	1.76	7.4	1/4 in
12L2568-01	1/4 in	Front	18000	1" Carbide Burr, 1.5" Mounted Wheel	1.76	7.4	1/4 in
12L2580-01	1/4 in	Rear	23000	1" Carbide Burr, 1.5" Mounted Wheel	1.76	7.3	1/4 in
12L2580-01M6OH	1/4 in   6mm	Rear	23000	1" Carbide Burr, 1.5" Mounted Wheel	1.76	7.3	1/4 in
12L2580-01OH	1/4 in	Rear	23000	1" Carbide Burr, 1.5" Mounted Wheel	1.76	7.3	1/4 in
12L2580-36	1/4 in	Rear	23000	1" Carbide Burr, 1.5" Mounted Wheel	1.76	8	1/4 in
12L2582-01	1/4 in	Rear	18000	1" Carbide Burr, 1.5" Mounted Wheel	1.76	7.3	1/4 in
12L2582-01M6	1/4 in   6mm	Rear	18000	1" Carbide Burr, 1.5" Mounted Wheel	1.76	7.3	1/4 in
12L2582-01OH	1/4 in	Rear	18000	1" Carbide Burr, 1.5" Mounted Wheel	1.76	7.3	1/4 in

All tools performance rated @ 90 psi / 620 kPa air pressure.

Standard Equipment:

Applicable collet, collet wrenches

Minimum Hose I.D.: 5/16 in / 7.9 mm

Termination -01 = 200 Series collet

Termination -36 = 300 series collet

## Cleco Dotco 10-25 Series - 200 & 300 Series Collet - Die Grinder

12,000 - 23,000 RPM 0.9 hp (0.67 kW)

- Durable aluminum housing - Ideal for die/mold and deburring work
- Front and rear exhaust models available
- Rear exhaust models are "OH" Overhose Ready for additional noise suppression



Model	Collet Size	Exhaust	Free Speed	Abrasive Capacity Grinder	Weight	Length	Air Inlet Size
			r/min		Lb	in	in
10L2500-01	1/4 in	Front	23000	1" Carbide Burr, 1.5" Mounted Wheel	1.32	0.63	1/4 in
10L2500-36	1/4 in	Front	23000	1" Carbide Burr, 1.5" Mounted Wheel	1.32	7.1	1/4 in
10L2502-01	1/4 in	Front	18000	1" Carbide Burr, 1.5" Mounted Wheel	1.32	0.63	1/4 in
10L2580-01	1/4 in	Rear	23000	1" Carbide Burr, 1.5" Mounted Wheel	1.32	0.63	1/4 in
10L2580-36	1/4 in	Rear	23000	1" Carbide Burr, 1.5" Mounted Wheel	1.54	7.9	1/4 in

All tools performance rated @ 90 psi / 620 kPa air pressure.

Standard Equipment:

Applicable collet, collet wrenches

Minimum Hose I.D.: 5/16 in / 7.9 mm

Termination -01 = 200 Series collet

Termination -36 = 300 series collet

## Cleco Dotco 12-11 Series - Extended - Die Grinder

25,000 - 28,000 RPM 0.3 hp (0.22 kW)

- 3" | 75mm and 5" | 125mm extended housings available
- Conversion kits available to add OH Overhose on rear exhaust tools for additional noise suppression
- Multiple bearings for low vibration and balance



Model	Collet Size	Exhaust	Free Speed	Abrasive Capacity Grinder	Weight	Length	Air Inlet Size
			r/min		Lb	in	in
12L1100-36	1/4 in	Front	28000	1/2" Carbide Burr, 1" Mounted Wheel	1.1	8.9	1/4 in
12L1101-36	1/4 in	Front	28000	1/2" Carbide Burr, 1" Mounted Wheel	1.32	10.9	1/4 in
12L1111-36	1/4 in	Front	25000	1/2" Carbide Burr, 1" Mounted Wheel	1.1	8.9	1/4 in
12L1112-36	1/4 in	Front	25000	1/2" Carbide Burr, 1" Mounted Wheel	1.32	10.9	1/4 in
12L1180-36	1/4 in	Rear	28000	1/2" Carbide Burr, 1" Mounted Wheel	1.1	8.9	1/4 in
12L1180-36OH	1/4 in	Rear	28000	1/2" Carbide Burr, 1" Mounted Wheel	1.1	8.9	1/4 in
12L1181-36	1/4 in	Rear	28000	1/2" Carbide Burr, 1" Mounted Wheel	1.32	10.9	1/4 in
12L1181-36OH	1/4 in	Rear	28000	1/2" Carbide Burr, 1" Mounted Wheel	1.32	10.9	1/4 in

All tools performance rated @ 90 psi / 620 kPa air pressure.

Standard Equipment:

Applicable collet, collet wrenches

Minimum Hose I.D.: 1/4 in / 4.8 mm

## Cleco Dotco 10-11 Series - Extended - Die Grinder - 300 Series Collet

25,000 - 28,000 RPM 0.3 hp (0.22 kW)

- 3" | 75mm & 5" | 125mm extended housing for hard to reach areas
- Balanced and comfortable to minimize fatigue
- Rear exhaust models are "OH" Overhose Ready for additional noise suppression



Model	Collet Size	Exhaust	Free Speed	Abrasive Capacity Grinder	Weight	Length	Air Inlet Size
			r/min		Lb	in	
10L1100-36	1/4 in	Front	28000	1/2" Carbide Burr, 1" Mounted Wheel	1.1	7.6	1/4 in
10L1101-36	1/4 in	Front	28000	1/2" Carbide Burr, 1" Mounted Wheel	1.1	9.8	1/4 in
10L1101-36M6	1/4 in   6mm	Front	28000	1/2" Carbide Burr, 1" Mounted Wheel	1.1	9.8	1/4 in
10L1111-36	1/4 in	Front	25000	1/2" Carbide Burr, 1" Mounted Wheel	1.1	7.6	1/4 in
10L1112-36	1/4 in	Front	25000	1/2" Carbide Burr, 1" Mounted Wheel	1.1	9.8	1/4 in
10L1180-36	1/4 in	Rear	28000	1/2" Carbide Burr, 1" Mounted Wheel	1.1	8.4	1/8 in
10L1181-36	1/4 in	Rear	28000	1/2" Carbide Burr, 1" Mounted Wheel	1.1	9.8	1/8 in

All tools performance rated @ 90 psi / 620 kPa air pressure.

Standard Equipment:

Applicable collet, collet wrenches

Minimum Hose I.D.: 1/4 in / 6.4 mm

## Cleco Dotco 12-26 Series - Extended - Die Grinder - 5" (127mm) Extension - 200 Series Collet

18,000 - 22,000 RPM 0.9 hp (0.67 kW)

- 5" | 125mm Extended housing for hard to reach areas
- Conversion kits available to add OH Overhose on rear exhaust tools for additional noise suppression
- Balanced and comfortable to minimize fatigue



Model	Collet Size	Exhaust	Free Speed	Abrasive Capacity Grinder	Weight	Length	Air Inlet Size
			r/min		Lb	in	
12L2680-01	1/4 in	Rear	22000	1" Carbide Burr, 1.5" Mounted Wheel	2.87	12.9	1/4 in
12L2680-01OH	1/4 in	Rear	22000	1" Carbide Burr, 1.5" Mounted Wheel	2.87	12.9	1/4 in
12L2682-01	1/4 in	Rear	18000	1" Carbide Burr, 1.5" Mounted Wheel	2.87	12.9	1/4 in

All tools performance rated @ 90 psi / 620 kPa air pressure.

Standard Equipment:

Applicable collet, collet wrenches

Minimum Hose I.D.: 5/16 in / 7.9 mm

## Cleco Dotco 12-26 Series - Die Grinder - Multiple Extension

### 18,000 RPM 0.9 hp (0.67 kW)

- Can be customized with multiple extensions for access to the most far-reaching areas
- Multiple industrial bearings provides optimal balance and power transfer
- Designed to work comfortably with the operator
- Available with 300 series 1/4" (A) 200 series 3/8" collet (B) and 3/8-24" external thread (C)



Model	Collet Size	Exhaust	Free Speed	Abrasive Capacity Grinder	Weight	Length	Air Inlet Size
			r/min		Lb	in	in
12S2674-2C	3/8 in-24e	Rear	18000	1.25" Cone or Plug Wheel	4.19	23.5	1/4 in
12S2674-4C	3/8 in-24e	Rear	18000	1.25" Cone or Plug Wheel	6.6	38	1/4 in
12S2674-5C	3/8 in-24e	Rear	18000	1.25" Cone or Plug Wheel	7.7	45.3	1/4 in
12L2674-1A	1/4 in	Rear	18000	3/4" Carbide Burr, 1-1/2" Mounted Wheel	4.19	23.5	1/4 in
12L2674-2A	1/4 in	Rear	18000	3/4" Carbide Burr, 1-1/2" Mounted Wheel	4.19	23.5	1/4 in
12L2674-3A	1/4 in	Rear	18000	3/4" Carbide Burr, 1.5" Mounted Wheel	5.3	30.8	1/4 in
12L2674-5A	1/4 in	Rear	18000	3/4" Carbide Burr, 1.5" Mounted Wheel	7.7	45.3	1/4 in
12S2674-2AM6	1/4 in   6mm E300	Rear	18000	3/4" Carbide Burr, 1.5" Mounted Wheel	4.19	23.5	1/4 in
12S2674-4A	1/4 in	Rear	18000	3/4" Carbide Burr, 1.5" Mounted Wheel	6.6	38	1/4 in

All tools performance rated @ 90 psi / 620 kPa air pressure.

Standard Equipment:

Applicable collet, collet wrenches

Minimum Hose I.D.: 5/16 in / 7.9 mm

Termination:

A - 1/4" Collet

C - 3/8"-24 e

12L and 12S have the same throttle configuration

## Cleco Dotco 12LF Series - Precision Right Angle Die Grinder - 36 300 Series Collet -32 1/4"-28

12,000 - 20,000 RPM 0.4 hp (0.29 kW)

- Composite housing
- 12000rpm or 20000rpm, front and rear exhaust models available
- Ergonomic and balanced design minimized operator fatigue
- OH version includes 4ft overhose for additional noise suppression
- Conversion kits available to add OH Overhose on rear exhaust tools for additional noise suppression



Grinders

Model	Collet Size	Exhaust	Free Speed	Abrasive Capacity Grinder	Abrasive Capacity Sander	Spindle Size	Weight	Length	Head Height	Air Inlet Size
			r/min				Lb	in	in	in
12LF280-32	1/4 in-28i	Rear	12000	1/2" Carbide Burr, 1" Mounted Wheel	3" (75 mm) Sanding/Polishing disc	1/4"-28	1.1	6.6	2.70	1/4 in
12LF280-32OH	1/4 in-28i	Rear	12000	1/2" Carbide Burr, 1" Mounted Wheel	3" (75 mm) Sanding/Polishing disc	1/4"-28	1.1	6.6	2.70	1/4 in
12LF281-32	1/4 in-28i	Rear	20000	1/2" Carbide Burr, 1" Mounted Wheel	2" (50 mm) Sanding/Polishing disc	1/4"-28	1.1	6.6	2.70	1/4 in
12LF281-32OH	1/4 in-28i	Rear	20000	1/2" Carbide Burr, 1" Mounted Wheel	2" (50 mm) Sanding/Polishing disc	1/4"-28	1.1	6.6	2.70	1/4 in
12LF200-36	1/4 in	Front	12000	1/2" Carbide Burr, 1" Mounted Wheel	3" (75 mm) Sanding/Polishing disc		1.1	6.6	2.70	1/4 in
12LF200-36M6	1/4 in   6mm	Front	12000	1/2" Carbide Burr, 1" Mounted Wheel	3" (75 mm) Sanding/Polishing disc		1.1	6.6	2.70	1/4 in
12LF201-36	1/4 in	Front	20000	1/2" Carbide Burr, 1" Mounted Wheel	2" (50 mm) Sanding/Polishing disc		1.1	6.6	2.70	1/4 in
12LF201-36M6	1/4 in   6mm	Front	20000	1/2" Carbide Burr, 1" Mounted Wheel	2" (50 mm) Sanding/Polishing disc		1.1	6.6	2.70	1/4 in
12LF280-36	1/4 in	Rear	12000	1/2" Carbide Burr, 1" Mounted Wheel	3" (75 mm) Sanding/Polishing disc		1.1	6.6	2.70	1/4 in
12LF280-36M6	1/4 in   6mm	Rear	12000	1/2" Carbide Burr, 1" Mounted Wheel	3" (75 mm) Sanding/Polishing disc		1.1	6.6	2.70	1/4 in
12LF280-36M6OH	1/4 in   6mm	Rear	12000	1/2" Carbide Burr, 1" Mounted Wheel	3" (75 mm) Sanding/Polishing disc		1.1	6.6	2.70	1/4 in
12LF281-36	1/4 in	Rear	20000	1/2" Carbide Burr, 1" Mounted Wheel	2" (50 mm) Sanding/Polishing disc		1.1	6.6	2.70	1/4 in
12LF281-36M6	1/4 in   6mm	Rear	20000	1/2" Carbide Burr, 1" Mounted Wheel	2" (50 mm) Sanding/Polishing disc		1.1	6.6	2.70	1/4 in
12LF281-36M6OH	1/4 in   6mm	Rear	20000	1/2" Carbide Burr, 1" Mounted Wheel	2" (50 mm) Sanding/Polishing disc		1.1	6.6	2.70	1/4 in
12LF201-32	1/4 in-28i	Front	20000	2" (50 mm) Sanding/Polishing disc	2" (50 mm) Sanding/Polishing disc		1.1	6.6	2.70	1/4 in
12LF200-32	1/4 in-28i	Front	12000	3" (75 mm) Sanding/Polishing disc	3" (75 mm) Sanding/Polishing disc		1.1	6.6	2.70	1/4 in
12LF280-27	3/8 in-24e	Rear	12000	3" (75 mm) Sanding/Polishing disc	3" (75 mm) Sanding/Polishing disc		1.1	6.6	2.70	1/4 in

All tools performance rated @ 90 psi / 620 kPa air pressure.

Standard Equipment:

Applicable collet, collet wrenches

Minimum Hose I.D.: 1/4 in / 4.8 mm



## Cleco Dotco 10LF Series - Precision Right Angle Die Grinder - 36 300 Series Collet -32 1/4"-28

12,000 - 20,000 RPM 0.4 hp (0.29 kW)

- Metal housing
- 12000rpm or 20000rpm, front and rear exhaust models available
- Ergonomic and balanced design minimized operator fatigue
- OH Option Supplied with 4' Overhose for additional noise suppression
- Conversion kits available to add OH Overhose on rear exhaust tools for additional noise suppression



Model	Collet Size	Exhaust	Free Speed	Abrasive Capacity Grinder	Abrasive Capacity Sander	Weight	Length	Head Height	Air Inlet Size
			r/min			Lb	in		
10LF200-36	1/4 in	Front	12000	1/2" Carbide Burr, 1" Mounted Wheel	3" (75 mm) Sanding/Polishing Disc	1.1	6.6	2.70	1/4 in
10LF200-36M6	1/4 in   6mm	Front	12000	1/2" Carbide Burr, 1" Mounted Wheel	3" (75 mm) Sanding/Polishing Disc	1.1	6.6	2.70	1/4 in
10LF201-36	1/4 in	Front	20000	1/2" Carbide Burr, 1" Mounted Wheel	2" (50 mm) Sanding/Polishing Disc	1.1	6.6	2.70	1/4 in
10LF201-36M6	1/4 in   6mm	Front	20000	1/2" Carbide Burr, 1" Mounted Wheel	2" (50 mm) Sanding/Polishing Disc	1.1	6.6	2.70	1/4 in
10LF280-36	1/4 in	Rear	12000	1/2" Carbide Burr, 1" Mounted Wheel	3" (75 mm) Sanding/Polishing Disc	1.1	6.6	2.70	1/4 in
10LF280-36M6	1/4 in   6mm	Rear	12000	1/2" Carbide Burr, 1" Mounted Wheel	3" (75 mm) Sanding/Polishing Disc	1.1	6.6	2.70	1/4 in
10LF281-36	1/4 in	Rear	20000	1/2" Carbide Burr, 1" Mounted Wheel	2" (50 mm) Sanding/Polishing Disc	1.1	6.6	2.70	1/4 in
10LF281-36OH	1/4 in	Rear	20000	1/2" Carbide Burr, 1" Mounted Wheel	2" (50 mm) Sanding/Polishing Disc	1.1	6.6	2.70	1/4 in
10LF201-32	1/4 in-28i	Front	20000	2" (50 mm) Sanding/Polishing Disc	2" (50 mm) Sanding/Polishing Disc	1.1	6.6	2.90	1/4 in
10LF281-32	1/4 in-28i	Rear	20000	2" (50 mm) Sanding/Polishing Disc	2" (50 mm) Sanding/Polishing Disc	1.1	6.6	2.90	1/4 in
10LF200-32	1/4 in-28i	Front	12000	3" (75 mm) Sanding/Polishing Disc	3" (75 mm) Sanding/Polishing Disc	1.1	6.6	2.90	1/4 in
10LF280-32	1/4 in-28i	Rear	12000	3" (75 mm) Sanding/Polishing Disc	3" (75 mm) Sanding/Polishing Disc	1.1	6.6	2.90	1/4 in

All tools performance rated @ 90 psi / 620 kPa air pressure.

Standard Equipment:

Applicable collet, collet wrenches

Minimum Hose I.D.: 1/4 in / 4.8 mm

## Cleco Dotco 12-27 and 10-27 Series Extended Angle Head

12000-14500rpm

- 12L Composite housing 10L Aluminum Housing
- 12L22 0.6hp / .45kW 12L27 and 10L27 0.9hp (.67kW)
- -28 3/8"-24E Type 1 4" Guard, -30 1/4"-20int -32 1/4"-28int, -36 300 Series Collet shown in picture, -45 Universal Collet, -84 4" Type 27
- Standard 3" | 75mm extension
- Robust design perfectly suited for industrial applications
- -28 supplied with 4" guard for Type 1 cut off wheel



Grinders

Model	Collet Size	Exhaust	Free Speed	Abrasive Capacity Grinder	Abrasive Capacity Sander	Weight	Length	Head Height	Air Inlet Size
			r/min			Lb	in	in	in
10L2778-36	1/4 in	Rear	14500	3/4" Carbide Burr, 1.25" Mounted Wheel	4" (100mm) Sanding/Polishing Disc	2.4	10.5	2.90	1/4 in
10L2778-45	1/4 in	Rear	14500	3/4" Carbide Burr, 1.25" Mounted Wheel	4" (100mm) Sanding/Polishing Disc	2.4	10.5	2.90	1/4 in
12L2277-36	1/4 in	Rear	12000	3/4" Carbide Burr, 1.25" Mounted Wheel	4" (100mm) Sanding/Polishing Disc	2.2	10	2.70	1/4 in
12L2278-36	1/4 in	Rear	14500	3/4" Carbide Burr, 1.25" Mounted Wheel	4" (100mm) Sanding/Polishing Disc	2.2	10	2.70	1/4 in
12L2776-36	1/4 in	Rear	13500	3/4" Carbide Burr, 1.25" Mounted Wheel	4" (100mm) Sanding/Polishing Disc	2.2	10.5	2.90	1/4 in
12L2777-32	1/4 in-28i	Rear	12000	3/4" Carbide Burr, 1.25" Mounted Wheel	4" (100mm) Sanding/Polishing Disc	2.2	10.5	2.90	1/4 in
12L2777-36	1/4 in	Rear	12000	3/4" Carbide Burr, 1.25" Mounted Wheel	4" (100mm) Sanding/Polishing Disc	2.2	10.5	2.90	1/4 in
12L2777-45	1/4 in	Rear	12000	3/4" Carbide Burr, 1.25" Mounted Wheel	4" (100mm) Sanding/Polishing Disc	2.2	10.5	2.90	1/4 in
12L2778-36	1/4 in	Rear	14500	3/4" Carbide Burr, 1.25" Mounted Wheel	4" (100mm) Sanding/Polishing Disc	2.2	10.5	2.90	1/4 in
12L2778-45	1/4 in	Rear	14500	3/4" Carbide Burr, 1.25" Mounted Wheel		2.2	10.5	2.90	1/4 in
12L2776-30	1/4 in-20i	Rear	13500	4" Sanding Disc		2.2	10.5	2.90	1/4 in
12L2776-32	1/4 in-28i	Rear	13500	4" Sanding Disc		2.2	10.5	2.90	1/4 in
12L2777-28OH	3/8 in-24e	Rear	12000	4" Type 1 Cut-Off Wheel		3.3	10.9	2.90	1/4 in
12L2778-28	3/8 in-24e	Rear	14500	4" Type 1 Cut-Off Wheel		3.3	10.9	2.90	1/4 in
12L2778-84	3/8 in-24e	Rear	14500	4" Type 27 Wheel		2.87	10.5	2.30	1/4 in

All tools performance rated @ 90 psi / 620 kPa air pressure.

Standard Equipment:

Applicable collet, collet wrenches

Minimum Hose I.D.: 5/16 in / 7.9 mm

## Cleco Dotco 12-27 Series - Standard Duty Head Right Angle Grinder

14,500 RPM 0.9 hp (0.67 kW)



- 12L Ergonomic composite housing, 10L Aluminium Housing
- Durable and low profile angle head
- Low vibration and high output motor provides superior productivity
- -36 1/4" Collet No Guard
- -28 3/6"-24ext Type 1 with 4" Guard

Model	Collet Size	Exhaust	Free Speed	Abrasive Capacity Grinder	Abrasive Capacity Sander	Weight	Length	Head Height	Air Inlet Size
			r/min			Lb	in	in	in
12L2718-36	1/4 in	Rear	18000	3/4" Carbide Burr, 1.25" Mounted Wheel	4" (100mm) Sanding/ Polishing Disc	1.98	8	2.90	1/4 in
12L2714-28	3/8 in-24e	Rear	14500	4" (100mm) Type 1		3.31	8	2.90	1/4 in
12L2718-28	3/8 in-24e	Rear	18000	4" (100mm) Type 1		3.31	8	2.90	1/4 in

All tools performance rated @ 90 psi / 620 kPa air pressure.  
Minimum Hose I.D.: 1/2 in / 12.7 mm  
Standard Equipment:  
Wheel guard and flange wrench

## Cleco Dotco 12-13 Series - Die Grinder - Right Angle - Gearless - 300 Series Collet, 1/4"-20E

20,000 - 30,000 RPM 0.3 hp (0.22 kW)

- Composite housing
- Wide array of speeds offered; front and rear exhaust models available
- Suitable for a wide range of finishing and deburring applications
- -36 1/4" Collet, -30 1/4"-20 Ext



Model	Collet Size	Exhaust	Free Speed	Abrasive Capacity Grinder	Abrasive Capacity Sander	Weight	Length in	Head Height in	Air Inlet Size in
			r/min			Lb			
12L1382-30		Rear	20000		2" (50 mm) Sanding/Polishing Disc	1.1	7.1	3.70	1/4 in
12L1300-36	1/4 in	Front	30000	1/2" Carbide Burr, 1" Mounted Wheel	1" (25mm) Sanding/Polishing Disc	1.1	7.1	3.70	1/4 in
12L1301-36	1/4 in	Front	25000	1/2" Carbide Burr, 1" Mounted Wheel	2" (50 mm) Sanding/Polishing Disc	1.1	7.1	3.70	1/4 in
12L1302-36	1/4 in	Front	20000	1/2" Carbide Burr, 1" Mounted Wheel	2" (50 mm) Sanding/Polishing Disc	1.1	7.1	3.70	1/4 in
12L1380-36	1/4 in	Rear	30000	1/2" Carbide Burr, 1" Mounted Wheel	1" (25mm) Sanding/Polishing Disc	1.1	7.1	3.70	1/4 in
12L1381-36	1/4 in	Rear	25000	1/2" Carbide Burr, 1" Mounted Wheel	2" (50 mm) Sanding/Polishing Disc	1.1	7.1	3.70	1/4 in
12L1382-36	1/4 in	Rear	20000	1/2" Carbide Burr, 1" Mounted Wheel	2" (50 mm) Sanding/Polishing Disc	1.1	7.1	3.70	1/4 in

All tools performance rated @ 90 psi / 620 kPa air pressure.

Standard Equipment:

Applicable collet, collet wrenches

Minimum Hose I.D.: 1/4 in / 4.8 mm

## Cleco Dotco 12-22 Series - Die Grinder - Right Angle - Heavy Duty Head - 200 Series Collet

9,000 - 11,000 RPM 0.6 hp (0.45 kW)

- Composite housing
- Ergonomic and balanced design minimized operator fatigue
- Wide array of speeds; front, side, and rear exhaust models available



Model	Collet Size	Exhaust	Free Speed	Abrasive Capacity Grinder	Weight	Length	Head Height	Air Inlet Size
			r/min		Lb	in	in	in
12L2251-01	1/4 in	Side	9000	3/4" Carbide Burr, 2" Mounted Wheel	3.31	9.3	3.90	1/4 in
12L2252-01	1/4 in	Side	11000	3/4" Carbide Burr, 2" Mounted Wheel	3.31	9.3	3.90	1/4 in

All tools performance rated @ 90 psi / 620 kPa air pressure.  
Standard Equipment:  
Applicable collet, collet wrenches  
Minimum Hose I.D.: 5/16 in / 7.9 mm

## Cleco Dotco 12-27 Series - Die Grinder - Heavy Duty Head - 200 Series Collet

6,000 - 11,000 RPM 0.9 hp (0.67 kW)

- 12L Composite housing
- Front exhaust models
- Robust design perfectly suited for industrial applications



Model	Collet Size	Exhaust	Free Speed	Abrasive Capacity Grinder	Weight	Length	Head Height	Air Inlet Size
			r/min		Lb	in	in	in
12L2750-01	1/4 in	Side	6000	1" Carbide Burr, 1" Mounted Wheel	3.31	9.8	3.90	1/4 in
12L2752-01	1/4 in	Side	11000	3/4" Carbide Burr, 2" Mounted Wheel	3.31	9.8	3.90	1/4 in

All tools performance rated @ 90 psi / 620 kPa air pressure.  
Standard Equipment:  
Applicable collet, collet wrenches  
Minimum Hose I.D.: 5/16 in / 7.9 mm

## Cleco 216 Series - Inline - 200 Series Collet

25,000 RPM 0.7 hp (0.45 kW)

- Designed for demands of heavy industries, such as shipbuilding, foundries, metal fabrication, etc.
- Rugged advanced alloy housing
- Front and side exhaust models available



Grinders

Model	Collet Size	Exhaust	Free Speed	Abrasive Capacity Grinder	Weight	Length	Air Inlet Size
			r/min		Lb	in	in
216GLFB-250-C4	1/4 in	Front	25000	3/4" Car-bide Burr	1.32	0.63	1/4 in
216GLSB-250-C4	1/4 in	Side	25000	3/4" Car-bide Burr	1.32	0.63	1/4 in

All tools performance rated @ 90psi / 620 kPa air pressure.

Standard Equipment:

Applicable collet, collet wrenches

Minimum Hose I.D.: 1/4in / 6.4mm

## Cleco 236 Series - Inline - 200 Series Collet

20,000 - 25,000 0.8hp (0.6kW)

- Designed for severe demands of heavy industries, such as shipbuilding, foundries, metal fabrication, etc.
- Advanced alloy housing
- Front, side, and rear exhaust models available



Model	Collet Size	Exhaust	Free Speed	Abrasive Capacity Grinder	Weight	Length	Air Inlet Size
			r/min		Lb	in	in
236GLR-200-C4	1/4 in	Rear	20000	1" (25mm) Carbide Burr, 2" (50mm) Mounted Wheel	1.32	7.4	1/4 in
236GLF-250-C4	1/4 in	Front	25000	1" Carbide Burr	1.32	6.8	1/4 in
236GLS-240-C4	1/4 in	Side	24000	1" Carbide Burr	1.32	6.8	1/4 in

All tools performance rated @ 90psi / 620 kPa air pressure.

Standard Equipment:

Applicable collet, collet wrenches

Minimum Hose I.D.: 5/16in / 7.9mm



## Cleco 216 Series - Right Angle Heavy Duty Head - Type 27

11,500 RPM 0.6 hp (0.4 kW)

- Rugged and durable aluminum housing
- Robust and long lasting angle head for the most demanding applications
- Powerful motor stays durable in the harshest environments



Model	Exhaust	Free Speed	Abrasive Capacity Grinder	Spindle Size	Weight	Length	Head Height	Air Inlet Size
		r/min			Lb	in	in	in
216GLF-115A-D3T45	Front	11500	4.5" (115mm) Type 27	3/8" - 24 e	2.65	7.1	3.20	1/4 in

All tools performance rated @ 90 psi / 620 kPa air pressure.  
Minimum Hose I.D.: 5/16 in / 7.9 mm  
Standard Equipment:  
Applicable collet, collet wrenches

## Cleco 216 Series - Right Angle Extended - Type 1 and Type 27 DCW

13,500 -16,500 RPM 0.6 hp (0.4 kW)

- Rugged and durable aluminum housing
- Extended head for better reach and accessibility
- Lock-off lever for safe operation
- -D3T4 4" 3/8"-24 Type 27 DCW
- -W3T4 4" 3/8"-24 Type 1 Cut Off Wheel



Model	Exhaust	Free Speed	Abrasive Capacity Grinder	Spindle Size	Weight	Length	Head Height	Air Inlet Size
		r/min			Lb	in	in	in
216GLSB-135A-W3T4	Side	13500	4" (100mm) Type 1	3/8" - 24 e	2.43	9.1	2.20	1/4 in
216GLSB-135A-D3T4	Side	13500	4" (100mm) Type 27	3/8" - 24 e	2.43	9.1	2.20	1/4 in

All tools performance rated @ 90 psi / 620 kPa air pressure.  
Minimum Hose I.D.: 5/16 in / 7.9 mm  
Standard Equipment:  
Wheel guard, wheel adapter, spindle wrench, Operating instructions & service manual

## 12-22 Series - 300 Series Collet

12,000 - 18,000 RPM 0.6 hp (0.45 kW)

- Ergonomic composite housing
- Heavy duty low profile head for greater accessibility
- High output motor in a lightweight package
- 3" | 75mm Extended head available



Model	Collet Size	Exhaust	Free Speed	Abrasive Capacity Grinder	Abrasive Capacity Sander	Weight	Length	Head Height	Air Inlet Size
			r/min			Lb	in	in	in
12L2218-36*	1/4 in	Rear	18000	1/2" Carbide Burr   1" Mounted Wheel	3" (50mm) Sanding/ Polishing Disc	1.76	7.5	2.70	1/4 in
12L2278-36	1/4 in	Rear	14500	3/4" Carbide Burr, 1.25" Mounted Wheel	4" (100mm) Sanding/ Polishing Disc	2.2	10	2.70	1/4 in
12L2277-36	1/4 in	Rear	12000	3/4" Carbide Burr, 1.25" Mounted Wheel	4" (100mm) Sanding/ Polishing Disc	2.2	10	2.70	1/4 in

All tools performance rated @ 90 psi / 620 kPa air pressure.

Standard Equipment:

Applicable collet, collet wrenches

Minimum Hose I.D.: 5/16 in / 7.9 mm; \* All tools performance rated @ 90psi / 620 kPa air pressure.

Minimum Hose I.D.: 5/16 in / 7.9mm

Standard Equipment: Applicable collet, collet wrenches

## Cleco 216 Series - Right Angle Heavy Duty Head - 200 Series Collet

11,500 RPM 0.7 hp (0.4 kW)

- Rugged and durable aluminum housing
- Designed for heavy industries such as shipbuilding, foundries, metal fabrication, etc.
- Robust angle head design provides excellent durability



Model	Collet Size	Exhaust	Free Speed	Abrasive Capacity Grinder	Weight	Length	Head Height	Air Inlet Size
			r/min		Lb	in	in	in
216GLF-115A-C4	1/4 in	Front	11500	1" Carbide Burr	2.43	7.1	2.20	1/4 in
216GLFC-165A-C4	1/4 in	Rear	16500	3/4" Carbide Burr	1.76	9.1	2.20	1/4 in

All tools performance rated @ 90 psi / 620 kPa air pressure.

Standard Equipment:

Applicable collet, collet wrenches

Minimum Hose I.D.: 1/4 in / 4.8 mm

## Cleco 236 Series - Right Angle Heavy Duty Head - 200 Series Collet

11,500 - 16,500 RPM 0.8 hp (0.6 kW)

- Rugged and durable aluminum housing
- Designed for heavy industries such as shipbuilding, foundries, metal fabrication, etc.
- Robust angle head design provides excellent durability



Model	Collet Size	Exhaust	Free Speed	Abrasive Capacity Grinder	Weight	Length	Head Height	Air Inlet Size
			r/min		Lb	in	in	in
236GLSC-115A-C4	1/4 in	Side	11500	1" (25mm) Carbide Burr, 2" (50mm) Mounted Wheel	1.98	9.6	2.20	1/4 in

All tools performance rated @ 90 psi / 620 kPa air pressure.  
Standard Equipment:  
Applicable collet, collet wrenches  
Minimum Hose I.D.: 5/16 in / 7.9 mm

## Cleco 2260 Series - Right Angle Grinder

8,400 RPM 2.2 hp (1.6 kW)

- High performance 2.2HP motor, Governed at 8,000 rpm
- Available with 6", 7" guard options
- Reversible safety lever throttle
- Dual auxiliary handle positions
- Maximum material removal for a right angle grinder



Model	Exhaust	Free Speed	Abrasive Capacity Grinder	Spindle Size	Weight	Length	Head Height	Air Inlet Size
		r/min			Lb	in	in	in
2260AGL-06	Side	8400	6" (150mm), Type 27/42	5/8" - 11 e	7.3	12.1	2.90	1/2 in
2260AGL-07	Side	8400	7" (180mm), Type 27/42	5/8" - 11 e	7.3	12.1	2.90	1/2 in

All tools performance rated @ 90 psi / 620 kPa air pressure.  
Minimum Hose I.D.: 3/4 in / 19 mm  
Standard Equipment:  
Wheel guard, adapters, spindle wrenches, operating instructions & service manuals

## Cleco 236 Series - Right Angle Heavy Duty Head Type 1 and Type 27

- Rugged and durable aluminum housing
- Heavy duty and extended head models available
- Designed for heavy duty material removal applications
- -D3T4 3/8"-24E Type 27DCW 4" Guard , -D3T45 3/8"-24E Type 27DCW 4.5" Guard, -D3T5 3/8"-24E Type 27DCW 5" Guard
- -W3T4 3/8"-24 Type 1 4" Guard



Model	Exhaust	Free Speed	Abrasive Capacity Grinder	Spindle Size	Weight	Length	Head Height	Air Inlet Size
		r/min			Lb	in	in	in
236GLR-115A-D3T45	Rear	11500	4.5" (115mm) Type 27	3/8" - 24 e	2.43	8.3	3.20	1/4 in
236GLR-115A-D5T45	Rear	11500	4.5" (115mm) Type 27	5/8" - 11 e	2.43	8.3	3.20	1/4 in
236GLR-115A-W3T4	Rear	11500	4" (100mm) Type 1	3/8" - 24 e	2.43	8.3	3.20	1/4 in
236GLR-115A-D3T4	Rear	11500	4" (100mm) Type 27	3/8" - 24 e	2.43	8.3	3.20	1/4 in
236GLR-115A-D3T5	Rear	11500	5" (150mm) Type 27	3/8" - 24 e	2.43	8.3	3.20	1/4 in

All tools performance rated @ 90 psi / 620 kPa air pressure.

Minimum Hose I.D.: 1/2 in / 12.7 mm

Standard Equipment:

Wheel guard and flange wrench

## Cleco C31 Right Angle Grinder

12,000 - 13500 RPM 1.7 hp (1.25 kW)



- High-performance 1.7Hp motor delivers maximum power
- Quick change spindle lock for fast and easy abrasive changes
- Quieter operation with rear exhaust overhose standard
- Ergonomic, anti-vibration handle for increased comfort and less operator fatigue
- Dual-layer, high-impact composite housing for extreme durability
- Versatile 270° adjustable guard for easy access to tight spaces

Model	Exhaust	Free Speed	Abrasive Capacity Grinder	Spindle Size	Weight	Length	Head Height	Air Inlet Size
		r/min			Lb	in	in	in
C3120A45-58OH	Rear	12000	4.5" Type 1 and Type 27	5/8" - 11	3.98	8.95	3.03	3/8 in
C3120A45-M14OH	Rear	12000	4.5" Type 1 and Type 27	M14 x 2	3.98	8.95	3.03	3/8 in
C3120A5-58OH	Rear	12000	5" Type 1 and Type 27	5/8" - 11	4.05	8.95	3.03	3/8 in
C3120A5-M14OH	Rear	12000	5" Type 1 and Type 27	M14 x 2	4.05	8.95	3.03	3/8 in
C3135A4-38OH	Rear	13500	4" Type 1 and Type 27	3/8" - 24	3.78	8.95	3.03	3/8 in

## Cleco 236 Series - Right Angle Extended Head - Type 1 and Type 27

13,500 - RPM 0.8 hp (0.6kW)



- Rugged and durable aluminum housing
- Heavy duty and extended head models available
- Designed for heavy duty material removal applications
- -D3T4 3/8"-24E Type 27DCW 4" Guard , -D3T45 3/8"-24E Type 27DCW 4.5" Guard
- -W3T4 3/8"-24 Type 1 4" Guard

Model	Exhaust	Free Speed	Abrasive Capacity Grinder	Spindle Size	Weight	Length	Head Height	Air Inlet Size
		r/min			Lb	in	in	in
236GLFB-135A-W3T4	Front	13500	4" (100mm) Type 1	3/8" - 24 e	1.98	9.6		1/4 in
236GLRB-135A-W3T4	Rear	13500	4" (100mm) Type 1	3/8" - 24 e	1.98	7.6		1/4 in
236GLSB-135A-W3T4	Side	13500	4" (100mm) Type 1	3/8" - 24 e	1.98	9.6		1/4 in
236GLFB-135A-D3T4	Front	13500	4" (100mm) Type 27	3/8" - 24 e	1.98	9.6	2.20	1/4 in
236GLRB-135A-D3T4	Rear	13500	4" (100mm) Type 27	3/8" - 24 e	1.98	7.6	2.20	1/4 in

All tools performance rated @ 90psi / 620 kPa air pressure.  
Minimum Hose I.D.: 1/2in / 12.7mm  
Standard Equipment: Wheel guard and flange wrench

## 236 Series - Extended - 200 Series Collet

18,000 - 24,000 RPM 0.9 hp (0.6 kW)

- Rugged all aluminum housing
- Heavy industrial use for shipyards, foundries, metal fabrication, rail yards, etc.
- 5" Extended housing for hard to reach areas
- Offers higher horsepower and torque levels than similar competitive tools
- C4 = 200 Series Collet, P3T 3/8"-24



Grinders

Model	Collet Size	Exhaust	Free Speed	Abrasive Capacity Grinder	Weight	Length	Air Inlet Size
			r/min		Lb	in	in
236GEL-240-C4	1/4 in	Side	24000	1" Carbide Burr, 2" Mounted Wheel	2.2	12.4	1/4 in

All tools performance rated @ 90psi / 620 kPa air pressure.

Standard Equipment:

Applicable collet, collet wrenches

Minimum Hose I.D.: 5/16in / 7.9mm

## Cleco 25 Series - Grinder - Inline Extended

14,000 - 18,000 RPM 1.4 hp (1.3 kW)

- Rugged and durable aluminum housing
- Governor speed control maintains RPM under load
- Safety- lock throttle lever prevents accidental start up



Model	Collet Size	Exhaust	Free Speed	Abrasive Capacity Grinder	Spindle Size	Weight	Length	Air Inlet Size
			r/min			Lb	in	in
25GELC-180-C4	1/4 in	Side	18000	1.25" Carbide Burr, 2" Mounted Wheel		3.09	14.5	3/8 in
25GELC-120-C4	1/4 in	Rear	12000	1.25" Carbide Burr, 2" Mtd. Wheel		3.09	14.5	3/8 in
25GELC-120-W3T25	3/8 in-24e	Side	12000	2.5" (63mm) Type 1	3/8" - 24 e	3.31	14.4	3/8 in
25GELC-180-P3T	3/8 in-24e	Side	18000	2" (50mm) Cone or Plug Wheel	3/8" - 24 e	3.09	14.5	3/8 in
25GELC-180-P5T	5/8 in-11e	Side	18000	2" (50mm) Cone or Plug Wheel	5/8" - 11 e	3.31	14.9	3/8 in
25GELC-120-W3T3	3/8 in-24e	Side	12000	3" (75mm) Type 1	3/8" - 24 e	3.75	14.4	3/8 in
25GELC-180-W3T3	3/8 in-24e	Side	18000	3" (75mm) Type 1	3/8" - 24 e	3.75	14.9	3/8 in
25GELC-120-W3T4	3/8 in-24e	Side	12000	4" (100mm) Type 1	3/8" - 24 e	3.75	14.4	3/8 in

All tools performance rated @ 90 psi / 620 kPa air pressure.

Minimum Hose I.D.: 3/8 in / 9.5 mm

Standard Equipment:

Wheel guard, flange wrench, Operating instructions & service manual



## Cleco 3060 Series - 3hp Vertical Grinder

6,000 RPM 3.0 hp (2.3 kW)

- Powerful, governed motor
- Ideally suited for the most rugged environments
- Maximum material removal in an ergonomic package



Model	Exhaust	Free Speed	Abrasive Capacity Grinder	Spindle Size	Weight	Air Inlet Size
		r/min			Lb	
3060AVL-06	Side	6000	6" (150mm) Type 11	5/8" - 11 e	10.1	1/2 in
3060AVL-07	Side	6000	7" (180mm) Type 27	5/8" - 11 e	9.7	1/2 in
3060AVL-09	Side	6000	9" (230mm) Type 27	5/8" - 11 e	10.4	1/2 in

All tools performance rated @ 90 psi / 620 kPa air pressure.

Minimum Hose I.D.: 3/4 in / 19 mm

Standard Equipment:

Wheel guard, adapters, spindle wrenches, operating instructions & service manuals

## Cleco 4060 Series - 4hp Vertical Grinder

6,000 RPM 4.0 hp (3.1 kW)

- Maximum material removal in any application
- Powerful motor delivering ultimate torque



Model	Exhaust	Free Speed	Abrasive Capacity Grinder	Spindle Size	Weight	Air Inlet Size
		r/min			Lb	in
4060AVL-06	Side	6000	6" (150mm) Type 11	5/8" - 11 e	11.7	1/2 in
4060AVL-07	Side	6000	7" (180mm) Type 27	5/8" - 11 e	11	1/2 in
4060AVL-09	Side	6000	9" (230mm) Type 27	5/8" - 11 e	11.9	1/2 in

All tools performance rated @ 90 psi / 620 kPa air pressure.

Minimum Hose I.D.: 3/4 in / 19 mm

Standard Equipment:

Wheel guard, adapters, spindle wrenches, operating instructions & service manuals

## Cleco Wheel Guards



Model	Description	Tool Series	Size
202227	Type 27 Wheel	216RA, 236RA	4"   100mm
202245	Type 1 Wheel	236,25	4"   100mm
202278	Type 1 Wheel	236, 25	3"   75mm
203142	Type 27 Wheel	216RA, 236RA	5"   125mm
203382	Type 27 Wheel	236V	4"   100mm
207750PT	Type 6 & 11 (Cup) Wheel	3060AVL, 4060AVL	6"   150mm
207751PT	Type 27 Wheel	3060AVL, 4060AVL	7"   180mm
207752PT	Type 27 Wheel	3060AVL, 4060AVL	9"   230mm
208011PT	Type 27 Wheel	2260AGL	6"   150mm
208012PT	Type 27 Wheel	2260AGL	7"   180mm
849760	Type 28 Wheel	25V	7"   180mm
861893	Type 6 & 11 (Cup) Wheel		6"   150mm
865986	Type 28 Wheel	25RA	7"   180mm
865993	Type 1 Wheel	500BH	6"   150mm
881608	Type 1 Wheel	500BH	4"   100mm
889208	Type 27 Wheel	216RA, 236RA	4"   100mm
T50-1000430	Type 1 Wheel, Type 27 Wheel	C3 Grinder	4"   100mm
T50-1000455	Type 1 Wheel, Type 27 Wheel	C3 Grinder	4 1/2"   100mm
T50-1000467	Type 1 Wheel, Type 27 Wheel	C3 Grinder	5"   125mm

## Wheel Guards Cleco Dotco

For Use with Cleco Dotco Grinders Only

- For Type 1 and Type 27 abrasives and Cup Wheels only
- Available in various sizes
- Meets all safety standards



Model	Abrasive Capacity Grinder	Tool Series
14-1258	3" x 3/16"	12-22, 12-27 (LP)
14-1259	4" x 3/16"	12-22, 12-27 (LP)
14-2123	7"	12-42
14-2562	4"	12-22, 12-27
14-2594	4"	12-22, 12-27 (LP)
14-2623	4" x 3/16"	12-25
14-2624	3" x 3/16"	12-20, 12-25
14-2672	4.5"	12-27
14-4074	4" x 1"	12-41

## 10/12-04 Series HG Collets - Cleco Dotco

### Cleco Dotco Pencil Grinder collets

- Used on 10 and 12 series Pencil grinders
- Fit various Burr sizes
- Available in Metric and Imperial sizes

Model	Tool Termination	Tool Series	Collet Size	Length
			in	in   mm
100	-08 or -18	10-04, 10-90, 12-04	1/8 in	321 mm
102	-06 or -16	10-04, 10-90	3/32 in	
103	-04 or -14	10-04, 10-90	1/16 in	
146	-00 or -10	10-04, 10-90	1mm	
148	-03 or -13	10-04, 10-90, 12-04	3mm	

## 12-03 Series /12R0380 Collets - Cleco Dotco

### Cleco Dotco Pencil Grinder collets

- Used on Cleco Dotco 12-03 Right Angle Pencil grinders
- sizes

Model	Tool Termination	Tool Series	Collet Size
			in
01-0100	-18	12-03	1/8 in
01-0102	-16	12-03	3/32 in
01-0148	-13	12-03	3mm

## Universal Collets - Cleco Dotco

- For use with 12-05, 12-22, 12-27 grinders

Model	Tool Termination	Tool Series	Collet Size
			in
7808PT	-45	12-05, 12-22, 12-27	1/4 in



## Termination 01 - Series 200 Collets Cleco Dotco

- Series 200 Collet



Model	Description	Tool Termination	Tool Series	Collet Size
				in
204	COLLET 1/8" E200	-0108	12-20, 12-25, 12-21, 12-22, 12-26, 12-27, 12-31	1/8 in
205	COLLET 5/32" E200	-0110	12-20, 12-25, 12-21, 12-22, 12-26, 12-27, 12-31	5/32 in
206	COLLET 3/16" E200	-0112	12-20, 12-25, 12-21, 12-22, 12-26, 12-27, 12-31	3/16 in
207	COLLET 7/32" E200	-0114	12-20, 12-25, 12-21, 12-22, 12-26, 12-27, 12-31	7/32 in
208	COLLET 1/4" E200	-01	12-20, 12-25, 12-21, 12-22, 12-26, 12-27, 12-31	1/4 in
209	COLLET 9/32" E200	-0118	12-20, 12-25, 12-21, 12-22, 12-26, 12-27, 12-31	9/32 in
210	COLLET 5/16" E200	-0120	12-20, 12-25, 12-21, 12-22, 12-26, 12-27, 12-31	5/16 in
212	COLLET 3/8" E200	-0124	12-20, 12-25, 12-21, 12-22, 12-26, 12-27, 12-31	3/8 in
213	COLLET 6MM E200	-01M6	12-20, 12-25, 12-21, 12-22, 12-26, 12-27, 12-31	6mm
216	COLLET 8MM E200	-01M8	12-20, 12-25, 12-21, 12-22, 12-26, 12-27, 12-31	6mm



## Termination 36 - Series 300 Collets Cleco Dotco

- Series 300 Collet



Model	Description	Tool Termination	Tool Series	Collet Size
				in
301	Series 300 Collet	-3603	12-10, 12-11, 12-12, 12-20, 12-25	3/64 in
302	Series 300 Collet	-3605	12-10, 12-11, 12-12, 12-20, 12-25	5/64 in
303	COLLET 3/32" E300	-3606	12-10, 12-11, 12-12, 12-20, 12-25	3/32 in
304	COLLET 1/8" E300	-3608	10-95, 12-10, 12-11, 12-12, 12-20, 12-25	1/8 in
305	COLLET 5/32" E300	-3610	12-10, 12-11, 12-12, 12-20, 12-25	5/32 in
306	COLLET 3/16" E300	-3612	12-10, 12-11, 12-12, 12-20, 12-25	3/16 in
307	COLLET 7/32" E300	-3612	12-10, 12-11, 12-12, 12-20, 12-25	7/32 in
308	COLLET 1/4" E300	-36	10-95, 12-10, 12-11, 12-12, 12-20, 12-25	1/4 in
310	COLLET 6MM E300	-36M3	12-10, 12-11, 12-12, 12-20, 12-25	6mm
311	COLLET 3MM E300	-36M6	12-10, 12-11, 12-12, 12-20, 12-25, 12-05, 12-22, 12-27	3mm

## Termination 62 - Series K Collets

- Series K Collet
- For Use with 10T/11T Routers



Model	Description	Tool Termination	Tool Series	Collet Size
				in
120	COLLET 1/8" K SERIES	-6208	10-43, 11-43	1/8 in
122	COLLET 1/4" K SERIES	-6216	10-43, 11-43	1/4 in
123	COLLET 5/16" K SERIES	-6220	10-43, 11-43	5/16 in
124	COLLET 3/8" K SERIES	-62	10-43, 11-43	3/8 in
126	COLLET 1/2" K SERIES	-6232	10-43, 11-43	1/2 in
135	COLLET 10MM K SERIES	-6270	10-43, 11-43	10mm

Spiral Cool Sanding Kits

Sanding backing Pads for Grinders

Model	Description	Tool Series	Size
861655	Grinder Accessories	25RA, 15V, 1200V, 2260AGL	7"
861792	Grinder Accessories	216RA, 236RA, C3	5"



Grinders

Type 27 & 28 Wheel Adapter Kit

Used for with Type 27 & Type 28 Wheels

Model	Tool Series
849269	15V, 1200V, 1700V, 1900V, 3060V, 4060V



Noise Suppressor Guard Cleco Dotco

For use with 12-10 front exhaust tools only

- Completely covers the collet
- For use with 12-10 front exhaust tools only
- Limits the diameter of the cutting tool used to 1/2"
- Air is exhausted at an angle

Model	Tool Series
14-2188	12-10 Front Exhaust



Depressed Center Wheel Adapter

Adaptor Kit for 7" and 9" Depressed Center Wheels

- Adapt a 7/8" arbor abrasive to a 5/8"-11 threaded spindle

Model
14-5008



## 12LF Series - Sander - Right Angle - 300 Series Collet - Cleco Dotco

12,000 - 20,000 RPM 0.4 hp (0.29 kW)

- Composite housing
- 12000rpm or 20000rpm, front and rear exhaust models available
- Ergonomic and balanced design minimized operator fatigue
- Tool not supplied with backing pad as shown
- Conversion kits available to add OH Overhose on rear exhaust tools for additional noise suppression



Model	Collet Size	Exhaust	Free Speed	Abrasive Capacity Grinder	Abrasive Capacity Sander	Weight	Length	Head Height	Air Inlet Size
			r/min			Lb	in	in	in
12LF281-36	1/4 in	Rear	20000	1/2" Carbide Burr, 1" Mounted Wheel	2" (50 mm) Sanding/Polishing disc	1.1	6.6	2.70	1/4 in
12LF280-36	1/4 in	Rear	12000	1/2" Carbide Burr, 1" Mounted Wheel	3" (75 mm) Sanding/Polishing disc	1.1	6.6	2.70	1/4 in
12LF201-36	1/4 in	Front	20000	1/2" Carbide Burr, 1" Mounted Wheel	2" (50 mm) Sanding/Polishing disc	1.1	6.6	2.70	1/4 in
12LF200-36	1/4 in	Front	12000	1/2" Carbide Burr, 1" Mounted Wheel	3" (75 mm) Sanding/Polishing disc	1.1	6.6	2.70	1/4 in
12LF201-32	1/4 in-28i	Front	20000	2" (50 mm) Sanding/Polishing disc	2" (50 mm) Sanding/Polishing disc	1.1	6.6	2.70	1/4 in
12LF200-32	1/4 in-28i	Front	12000	3" (75 mm) Sanding/Polishing disc	3" (75 mm) Sanding/Polishing disc	1.1	6.6	2.70	1/4 in

All tools performance rated @ 90 psi / 620 kPa air pressure.  
 Standard Equipment:  
 Applicable collet, collet wrenches  
 Minimum Hose I.D.: 1/4 in / 4.8 mm

## 10LF Series - Sander - Right Angle - 300 Series Collet - Cleco Dotco

12,000 - 20,000 RPM 0.4 hp (0.29 kW)

- Aluminum housing for high durability
- 12000rpm or 20000rpm, front and rear exhaust models available
- Ergonomic and balanced design minimized operator fatigue
- Tool not supplied with backing pad as shown
- Conversion kits available to add OH Overhose on rear exhaust tools for additional noise suppression



Model	Collet Size	Exhaust	Free Speed	Abrasive Capacity Grinder	Abrasive Capacity Sander	Weight	Length	Head Height	Air Inlet Size
			r/min			Lb	in	in	in
10LF281-36	1/4 in	Rear	20000	1/2" Carbide Burr, 1" Mounted Wheel	2" (50 mm) Sanding/Polishing Disc	1.1	6.6	2.70	1/4 in
10LF200-36	1/4 in	Front	12000	1/2" Carbide Burr, 1" Mounted Wheel	3" (75 mm) Sanding/Polishing Disc	1.1	6.6	2.70	1/4 in
10LF280-36	1/4 in	Rear	12000	1/2" Carbide Burr, 1" Mounted Wheel	3" (75 mm) Sanding/Polishing Disc	1.1	6.6	2.70	1/4 in
10LF201-36	1/4 in	Front	20000	1/2" Carbide Burr, 1" Mounted Wheel	2" (50 mm) Sanding/Polishing Disc	1.1	6.6	2.70	1/4 in
10LF201-32	1/4 in-28i	Front	20000	2" (50 mm) Sanding/Polishing Disc	2" (50 mm) Sanding/Polishing Disc	1.1	6.6	2.90	1/4 in
10LF200-32	1/4 in-28i	Front	12000	3" (75 mm) Sanding/Polishing Dis	3" (75 mm) Sanding/Polishing Disc	1.1	6.6	2.90	1/4 in

All tools performance rated @ 90 psi / 620 kPa air pressure.

Standard Equipment:

Applicable collet, collet wrenches

Minimum Hose I.D.: 1/4 in / 4.8 mm

## 12-13 Series - Sander - Right Angle - Gearless - 300 Series Collet - Cleco Dotco

20,000 - 30,000 RPM 0.3 hp (0.22 kW)

- Composite housing
- Wide array of speeds offered; front and rear exhaust models available
- Suitable for a wide range of finishing and deburring applications
- Tool not supplied with backing pad as shown



Model	Collet Size	Exhaust	Free Speed	Abrasive Capacity Grinder	Abrasive Capacity Sander	Weight	Length	Head Height	Air Inlet Size
			r/min			Lb	in		
12L1300-32	1/4 in-28i	Front	30000		1" (25mm) Sanding/Polishing Disc	1.1	7.1	3.70	1/4 in
12L1301-32	1/4 in-28i	Front	25000		2" (50 mm) Sanding/Polishing Disc	1.1	7.1	3.70	1/4 in
12L1300-36	1/4 in	Front	30000	1/2" Carbide Burr, 1" Mounted Wheel	1" (25mm) Sanding/Polishing Disc	1.1	7.1	3.70	1/4 in
12L1380-36	1/4 in	Rear	30000	1/2" Carbide Burr, 1" Mounted Wheel	1" (25mm) Sanding/Polishing Disc	1.1	7.1	3.70	1/4 in
12L1381-36	1/4 in	Rear	25000	1/2" Carbide Burr, 1" Mounted Wheel	2" (50 mm) Sanding/Polishing Disc	1.1	7.1	3.70	1/4 in
12L1382-36	1/4 in	Rear	20000	1/2" Carbide Burr, 1" Mounted Wheel	2" (50 mm) Sanding/Polishing Disc	1.1	7.1	3.70	1/4 in
12L1302-36	1/4 in	Front	20000	1/2" Carbide Burr, 1" Mounted Wheel	2" (50 mm) Sanding/Polishing Disc	1.1	7.1	3.70	1/4 in
12L1301-36	1/4 in	Front	25000	1/2" Carbide Burr, 1" Mounted Wheel	2" (50 mm) Sanding/Polishing Disc	1.1	7.1	3.70	1/4 in

All tools performance rated @ 90 psi / 620 kPa air pressure.  
 Standard Equipment:  
 Applicable collet, collet wrenches  
 Minimum Hose I.D.: 1/4 in / 4.8 mm

# Cleco Dotco 12-22 Series - Right Angle - Grinder/Sander - Extended Head 300 Series Collet

18,000 RPM 0.6 hp (0.45 kW)

- Ergonomic composite housing
- Heavy duty low profile head for greater accessibility
- High output motor in a lightweight package
- 3" | 75mm Extended head



# Cleco Dotco 12-22 Series - Right Angle - Grinder/Sander - Standard Head

9,000 RPM 0.6 hp (0.45 kW)

- Ergonomic composite housing
- Short Angle Head
- High output motor in a lightweight package



Model	Collet Size	Exhaust	Free Speed	Abrasive Capacity Grinder	Abrasive Capacity Sander	Weight	Length	Head Height	Air Inlet Size
			r/min			Lb			
12L2218-36	1/4 in	Rear	18000	1/2" Carbide Burr   1" Mounted Wheel	3" (50mm) Sanding/ Polishing Disc	1.76	7.5	2.70	1/4 in

All tools performance rated @ 90psi / 620 kPa air pressure.  
Minimum Hose I.D.: 5/16in / 7.9mm  
Standard Equipment: Applicable collet, collet wrenches

Cleco Dotco 10-27 & 12-27 Series - Heavy Duty Head - Sander/Grinder - 5/8"-11 Threaded Spindle

850 - 11,000 RPM 0.9 hp (0.67 kW)

- Aluminum 10L and Composite 12L housing options
- High output motor for demanding sanding applications
- Heavy duty low profile head for superior durability
- Tool not supplied with backing pad as shown



Model	Exhaust	Free Speed	Abrasive Capacity Sander	Spindle Size	Weight	Length	Head Height	Air Inlet Size
		r/min			Lb	in	in	in
10L2750-80	Front	6000	7" (178 mm) Sanding/Polishing Disc		3.09	8.5	3.90	1/4 in
10L2751-80	Front	9000	5" (127 mm) Sanding/Polishing Disc		3.09	8.5	3.90	1/4 in
12L2750-80	Front	6000	7" (178 mm) Sanding/Polishing Disc		3.31	9.8	3.90	1/4 in
12L2751-80	Front	9000	5" (127 mm) Sanding/Polishing Disc		3.31	9.8	3.90	1/4 in
12L2752-80	Front	11000	4" (102 mm) Sanding/Polishing Disc		3.31	9.8	3.90	1/4 in
12L2760-80	Front	3300	7" (178 mm) Sanding/Polishing Disc		3.97	10.5	3.90	1/4 in
12L2762-80	Front	4500	7" (178 mm) Sanding/Polishing Disc		3.97	10.5	3.90	1/4 in
12L2788-80	Front	2200	7" (178 mm) Sanding/Polishing Disc		3.97	10.5	3.90	1/4 in

All tools performance rated @ 90 psi / 620 kPa air pressure.  
Minimum Hose I.D.: 5/16 in / 7.9 mm  
Standard Equipment:  
Applicable collet, collet wrenches



## Cleco Dotco 12-12 Series - Belt Sander

12,000 - 20,000 RPM 0.3 hp (0.22 kW)

- Grind, debur, strap polish, blend
- Choice of geared or gearless
- Ergonomic housing reduces cold air transmission to operator



Model	Exhaust	Free Speed	Abrasive Capacity Grinder	Weight	Length	Air Inlet Size
		r/min		Lb	in	in
12L1280-36B2	Rear	12000	1/2" W x 12" L Sanding Belt	1.32	11.3	1/4 in
12L1281-36B2	Rear	20000	1/2" W x 12" L Sanding Belt	1.32	11.3	1/4 in

All tools performance rated @ 90psi / 620 kPa air pressure.

Minimum Hose I.D.: 1/4in / 4.8mm

Standard Equipment: No.80 and No.120 grit sanding belt or one medium grit non-woven belt, applicable wrenches, grease gun, gear lube

## Cleco Dotco 12LF Series - Belt Sander

12,000 - 20,000 RPM 0.4hp (0.29 kW)

- Grind, debur, strap polish, blend
- Based on 12LF Grinder



Model	Exhaust	Free Speed	Abrasive Capacity Grinder	Weight	Length	Air Inlet Size
		r/min		Lb	in	in
12LF280-36B2	Rear	12000	1/2"W x 12"L Sanding Belt	1.32	11.3	1/4 in
12LF281-36B2	Rear	20000	1/2"W x 12"L Sanding Belt	1.32	11.3	1/4 in

All tools performance rated @ 90psi / 620 kPa air pressure.

Minimum Hose I.D.: 1/4in / 4.8mm

Standard Equipment: No.80 and No.120 grit sanding belt or one medium grit non-woven belt, applicable wrenches, grease gun, gear lube

## Cleco Dotco 12-23 Series - Gearless - Woven or Non-Woven Sanding Belt

20,000 RPM 0.5 hp (0.38 kW)

- Grind, debur, strap polish, blend
- Choice of geared or gearless
- Ergonomic housing reduces cold air transmission to operator



Model	Exhaust	Free Speed	Abrasive Capacity Grinder	Weight	Length	Air Inlet Size
		r/min		Lb		
12L2384-B1	Front	20000	5/8" or 3/4" W x 18" L Sanding Belt	2.43	15	1/4 in

All tools performance rated @ 90 psi / 620 kPa air pressure.

Minimum Hose I.D.: 1/4 in / 4.8 mm

Standard Equipment:

No.80 and No.120 grit sanding belt or one medium grit non-woven belt, applicable wrenches, grease gun, gear lube

## Cleco Dotco 12-10 Series - Buffer - 200 Series Collet

3,200 - 5,000 RPM 0.3 hp (0.22 kW)

- Ergonomic composite housing
- Parts interchangeable with numerous other Dotco products
- Lightweight and compact design with powerful geared motor



Model	Collet Size	Exhaust	Free Speed	Abrasive Capacity Grinder	Spindle Size	Weight	Length	Air Inlet Size
			r/min			Lb		
12L1092-01	1/4 in	Rear	3200	3" (75 mm) Wire Brush   3" (75mm) Buffing Wheel	5/8" - 11 e	1.54	7.2	1/4 in
12L1093-01	1/4 in	Rear	5000	3" (75 mm) Wire Brush   3" (75mm) Buffing Wheel	5/8" - 11 e	1.54	7.2	1/4 in

All tools performance rated @ 90 psi / 620 kPa air pressure.

Minimum Hose I.D.: 1/4 in / 6.4 mm

Standard Equipment:

Applicable collet, collet wrenches

## Cleco Dotco 12-42 Series - External Threaded Spindle

3,400 RPM 1.7 hp (1.27 kW)

- High output motor for the most demanding applications
- Comfortable and ergonomic composite handle
- Includes auxiliary handle for optimum operator control
- Tool not supplied with backing pad as shown



Model	Exhaust	Free Speed	Abrasive Capacity Grinder	Weight	Length	Head Height	Air Inlet Size
		r/min		Lb	in	in	in
12L4207-80	Side	7200	7" (175mm) Sanding Disc	6.4	13.6	3.90	1/2 in
12L4206-80	Side	6000	9" (225mm) Sanding Disc	6.4	13.6	3.90	1/2 in

All tools performance rated @ 90 psi / 620 kPa air pressure.  
Minimum Hose I.D.: 1/2 in / 12.7 mm  
Standard Equipment:  
Nut, washer, spacer and wrenches

## Cleco C31 Right Angle Sander

- High-performance 1.7Hp motor delivers maximum power
- Quick change spindle lock for fast and easy abrasive changes
- Quieter operation with rear exhaust overhose standard
- Ergonomic, anti-vibration handle for increased comfort and less operator fatigue
- Dual-layer, high-impact composite housing for extreme durability



Model	Exhaust	Free Speed	Spindle Size	Weight	Length	Head Height	Air Inlet Size
		r/min		Lb	in	in	in
C3120AS-DR-58OH	Rear	12000	5/8" - 11	4.05	8.95	3.03	3/8 in

## Sanding Belts - Non-Woven

Used on Cleco Dotco Belt Sanders

- Minimum order - 10 of any one belt

Model	Abrasive Capacity Grinder	Grit Size
14-1728	1/4" x 18"	Extra Fine
14-1729	1/4" x 18"	Fine
14-1730	1/4" x 18"	Medium
14-1731	1/4" x 18"	Coarse
14-2327	3/4" x 18"	Medium

Minimum order: 10 of any one belt



## Sanding Belts - Aluminum Oxide, Resin Bond

Used on Cleco Dotco Belt Sanders


- Minimum order - 10 of any one belt

Model	Description	Abrasive Capacity Grinder	Grit Size
14-1344		1/2" x 12"	40
14-1345		1/2" x 12"	50
14-1346		1/2" x 12"	60
14-1348		1/2" x 12"	80
14-1350		1/2" x 12"	100
14-1352		1/2" x 12"	120
14-1355		1/2" x 12"	150
14-1358		1/2" x 12"	180
14-1360		1/2" x 12"	240
14-1362		1/2" x 12"	320
14-1582		1" x 12"	60
14-1583		1" x 12"	80
14-1585		1" x 12"	120
14-1591		1/4" x 12"	80
14-1593		1/4" x 12"	120
14-1648		1" x 24"	180



## Cleco Dotco Belt Sander Attachments

Used on Cleco Dotco Belt Sanders - 12LF



Model	Description	Sanding Area	Abrasive Capacity Grinder	Tool Series	Collet Size	Spindle Size
		in			in	
14-1301	Coated Abrasive Attachments	1/2" x 4"	1/2" x 12" Sanding Belt	12-12, 12-13		1/4"-28 Internal
14-1316	Coated Abrasive Attachments	1/2" x 4"	1/2" x 12" Sanding Belt	12-12, 12-13	300 in	
14-1473	Coated Abrasive Attachments	1" x 4"	1" x 12" Sanding Belt	12-12, 12-13	300 in	
14-1639	Coated Abrasive Attachments	1/4" x 4"	1/4" x 12" Sanding Belt	12-12, 12-13	300 in	



Cleco Dotco PSA Disc Holders

PSA Disco Holders Mount in Collet Output

- For Collet Chuck 1/4" Shank
- 1", 2" and 4" OD



Model	Shank Diameter Capacity	Diameter	Spindle Size
		in	
14-1110	1/4 in	1	5-40 Female
14-1112	1/4 in	2	1/4"-20 Female
14-1114	1/4 in	4	1/4"-20 Female



## Sanding Pad Nut

For use with Cleco Dotco sanders with 5/8"-11 threaded spindles

- For use with Cleco Dotco sanders with 5/8"-11 threaded spindles

Model	Spindle Size
14-2118	5/8"-11 Threaded Spindle




## Spindle Adapter

Adapts Female to Male Thread

- Female to Male Adaptor

Model	Diameter	Spindle Size
	in	
14-1144	4	1/4"-28 Male / 1/4"-20 Male



Cleco MP Series Pencil Grinders

70,000 RPM 0.06 hp (0.044 kW)

- Cleco MP series are industrial grade medium duty tools suitable for a wide range of production and MRO applications.
- Ideal for precision deburring, blending and smoothing applications
- Rear exhaust directs air away from work
- Standard with 5 ft air hose and 1 ft overhose
- Ideal for tight spots
- Slim comfortable design with ergonomic grip for operator comfort



Model	Collet Size	Exhaust	Free Speed	Abrasive Capacity Grinder	Overhose	Weight	Length	Air Inlet Size
			r/min			Lb	in	in
MP4200	1/8 in	Rear	70000	1/4" Carbide Burr, 1/4" Diamond Pin	1 ft   0.3 m	0.441	5.4	1/8 in
MP4201	1/8 in	Rear	70000	1/4" Carbide Burr, 1/4" Diamond Pin	1 ft   0.3 m	0.441	5.9	1/8 in

General: Air Inlet 1/4" NPT. Use 1/4" (6.4 mm) I.D. hose.  
All tools performance rated @ 90psi (620 kPa) air pressure.  
Optional: MP4200 - 70617600 1/8" collet kit (5 pcs.), 70620200PT - 3mm collet kit (5 pcs.)  
MP4201 - 70618800 1/8" collet kit (5 pcs.), 70620400PT - 3mm collet kit (5 pcs.)



## Cleco MP Series Die Grinder - Inline and Right Angle

20,000 RPM 0.3 hp (0.223 kW)

- MP4424 is Angle grinder; MP4430 and MP4458 are In line grinders
- Ergonomic grip for operator comfort
- MP Series for MRO and lower duty production



Model	Collet Size	Exhaust	Free Speed	Abrasive Capacity Grinder	Weight	Length	Air Inlet Size
			r/min		Lb	in	in
MP4424	1/4 in	Rear	20000	1/2" Carbide Burr, 1" Mounted Wheel	1.32	6.4	1/4 in
MP4430	1/4 in	Rear	23000	1/2" Carbide Burr, 1" Mounted Wheel	0.88	6	1/4 in
MP4458	1/4 in	Front	25000	1" Carbide Burr, 1.5" Mounted Wheel	1.32	6.1	1/4 in

General: Air Inlet 1/4" NPT. Use 1/4" (6.4 mm) I.D. hose.

All tools performance rated @90psi (620 kPa) air pressure.

Optional: MP4424 & MP4430: 70610500 1/4" collet; 70610600 6 mm collet; MP4424

## Cleco Dotco 10-10 & 12-10 Series - Inline Router

30,000 - 34,000 RPM 0.3 hp (0.22 kW)

- 10 L Aluminum Handle, 12L Composite Handle
- Compact router - based on standard grinder
- Router guides sold separately



Model	Exhaust	Shank Diameter Capacity	Free Speed	Type Housing	Weight	Length	Air Inlet Size
		in	r/min		Lb	in	in
12L1000-36RT	Front	1/4 in	30000	Composite	1.32	6.7	1/4 in
12L1001-36RT	Front	1/4 in	34000	Composite	1.32	6.7	1/4 in

All tools performance rated @ 90psi / 620 kPa air pressure.  
Minimum Hose I.D.: 1/4in / 6.4mm  
Standard Equipment: Collet, applicable wrenches

## Cleco Dotco 10-20 & 12-20 Series - Inline Router

20,000 - 25,000 RPM 0.6 hp (0.45 kW)

- 10 L Aluminum Handle, 12L Composite Handle
- Compact router - based on standard grinder
- Router guides sold separately



Model	Exhaust	Shank Diameter Capacity	Free Speed	Type Housing	Weight	Length	Air Inlet Size
		in	r/min		Lb	in	in
10L2000-01RT	Front	1/4 in	25000	Aluminum	1.76	0.63	1/4 in
12L2000-01RT	Front	1/4 in	25000	Composite	1.98	7.5	1/4 in
12L2001-01RT	Front	1/4 in	20000	Composite	1.98	7.5	1/4 in
12L2080-01RT	Rear	1/4 in	25000	Composite	1.98	7.5	1/4 in
12L2081-01RT	Rear	1/4 in	20000	Composite	1.98	7.5	1/4 in

All tools performance rated @ 90psi / 620 kPa air pressure.  
Minimum Hose I.D.: 5/16in / 7.9mm  
Standard Equipment:  
Collet, applicable wrenches

## Cleco Dotco 10-25 & 12-25 Series - Inline Router

18,000 - 23,000 RPM 0.9 hp (0.67 kW)

- 10 L Aluminum Handle, 12L Composite Handle
- Higher power motor for faster routing
- Router guides sold separately



Model	Exhaust	Shank Diameter Capacity	Free Speed	Type Housing	Weight	Length	Air Inlet Size
		in	r/min		Lb	in	in
10L2500-01RT	Front	1/4 in	23000	Aluminum	2.43	6.9	1/4 in
10L2580-01RT	Rear	1/4 in	23000	Aluminum	2.43	6.9	1/4 in
12L2500-01RT	Front	1/4 in	23000	Composite	2.65	7.1	1/4 in
12L2502-01RT	Front	1/4 in	18000	Composite	2.65	7.1	1/4 in
12L2580-0124RT	Rear	3/8 in	23000	Composite	2.65	7.1	1/4 in
12L2580-01RT	Rear	1/4 in	23000	Composite	2.65	7.1	1/4 in
12L2582-0124RT	Rear	3/8 in	18000	Composite	2.65	7.1	1/4 in
12L2582-01RT	Rear	1/4 in	18000	Composite	2.65	7.1	1/4 in

All tools performance rated @ 90psi / 620 kPa air pressure.  
Minimum Hose I.D.: 5/16in / 7.9mm  
Standard Equipment:  
Collet, applicable wrenches

## Cleco Dotco 12-40 Series - Inline Router

18,000 RPM 1.7 hp (1.27 kW)

- Maximum power for larger routing application
- Tremendous power for the toughest portable routing operations
- Unique governor design assures minimum air consumption, maximum power at correct speed and long motor life
- All models oil free



Model	Exhaust	Shank Diameter Capacity	Free Speed	Type Housing	Weight	Length	Air Inlet Size
		in	r/min		Lb	in	in
12L4018-01	Front	1/4 in	18000	Composite	4.19	11.3	1/2 in
12L4018-03	Front	3/8 in	18000	Composite	4.19	11.3	1/2 in

All tools performance rated @ 90psi / 620 kPa air pressure.  
Minimum Hose I.D.: 1/2in / 12.7mm  
Standard Equipment: Wheel guard and flange wrench

## Cleco Dotco 12-13 Series - Right Angle Routers

20,000 - 30,000 RPM 0.3 hp (0.22 kW)

- Gearless tool, direct drive motor in angle head
- Front and rear exhaust



Model	Exhaust	Shank Diameter Capacity	Free Speed	Drive	Weight	Length	Air Inlet Size
		in	r/min		Lb	in	in
12L1300-36RT	Front	1/4 in	30000	Gearless 0.3 hp (0.22 kw)	1.54	7.4	1/4 in
12L1380-36RT	Rear	1/4 in	30000	Gearless 0.3 hp (0.22 kw)	1.54	7.4	1/4 in
12L1381-36RT	Rear	1/4 in	25000	Gearless 0.3 hp (0.22 kw)	1.54	7.4	1/4 in

All tools performance rated @ 90psi / 620 kPa air pressure  
Minimum hose I.D.: 1/4in | 6.4 mm  
Standard Equipment:  
Collet, applicable wrenches

## Cleco Dotco 12-12 Series - Right Angle Routers

20,000 - 30,000 RPM 0.3 hp (0.22 kW)

- Available in both geared and gearless
- Multiple speed and power options available to find the right tool for the application



Model	Exhaust	Shank Diameter Capacity	Free Speed	Drive	Weight	Length	Air Inlet Size
		in	r/min		Lb	in	in
12L1201-36RT	Front	1/4 in	20000	Geared 0.3 hp (0.22 kw)	1.76	6.5	1/4 in
12L1281-36RT	Rear	1/4 in	20000	Geared 0.3 hp (0.22 kw)	1.76	6.5	1/4 in

All tools performance rated @ 90psi / 620 kPa air pressure  
Minimum hose I.D.: 1/4in | 6.4 mm  
Standard Equipment:  
Collet, applicable wrenches

## Cleco Dotco 10-43 Series - Base Mount Router

9,000 - 18,000 RPM 1.7 hp (1.27 kW)

- Roll valve gives easy, convenient operation
- Cool running governed pneumatic motor - Stays cool even under heavy load
- Easy-to-use thumb throttle can be operated without releasing hand from handle
- Smooth accurate cuts - assured by precision spindle
- Uses K style colets - 3/8" Collet Supplied
- Uses third party base with aftermarket guides readily available



Model	Exhaust	Shank Diameter Capacity	Free Speed	Type Housing	Weight	Length	Air Inlet Size
		in	r/min		Lb	in	in
10T4309-62	Side	1/2 in	9000	Aluminum	7.5	7.1	1/2 in
10T4316-62	Side	1/2 in	16000	Aluminum	7.5	7.1	1/2 in
10T4318-62	Side	1/2 in	18000	Aluminum	7.5	7.1	1/2 in

All tools performance rated @ 90psi / 620 kPa air pressure.  
Minimum Hose I.D.: 1/2in / 12.7mm  
Standard Equipment: Wheel guard and flange wrench

## Cleco Dotco 11-43 Series - Mountable Power Unit

18,000 RPM 1.7 hp (1.27 kW)

- Cool running pneumatic motor stays cool even under heavy load
- Flat top provides firm setting for changing cutters and making adjustments
- Smooth accurate cuts - assured by precision spindle
- 3/8" Collet Supplied



Model	Exhaust	Shank Diameter Capacity	Free Speed	Type Housing	Weight	Length	Air Inlet Size
		in	r/min		Lb	in	in
11T4309-62	Side	1/2 in	9000	Aluminum	5.5	7.1	1/2 in
11T4316-62	Side	1/2 in	16000	Aluminum	5.5	7.1	1/2 in
11T4318-62	Side	1/2 in	18000	Aluminum	5.5	7.1	1/2 in

All tools performance rated @ 90psi / 620 kPa air pressure.  
Minimum Hose I.D.: 1/2in / 12.7mm  
Standard Equipment: Wheel guard and flange wrench

Cleco Dotco Router Assemblies

For use with Cleco Dotco Inline Grinders

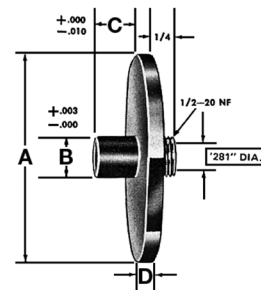
- For use with Cleco Dotco 10-10,12-10, 10-20,12-20 and 10-25, 12-25 series Inline Grinders
- Converts grinder to a router
- Thread mount with locking screw
- Router guides sold separately



Model	Shank Diameter Capacity	Tool Series
14-2180	1/4 in	12-20, 12-25
14-2187	1/4 in	12-10
14-2429	3/8 in	12-20, 12-25

## Router Guides For Router Bits with 3/8" Shanks

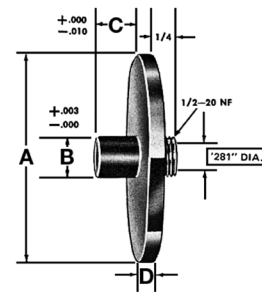
- For use on Dotco 12-10, 12-20, 12-20, 12-25 and 12-40 series.
- The minimum router bit length (OAL) to be used is determined by the formula:  
OAL = 1-13/16" + C + P (series 12-10); OAL = 2" + C + P (series 12-20 & 12-25).  
"C" is the "C" dimension of the router guide and "P" is the desired protrusion of the router bit.
- Important: Insert bit into collet as far as possible, then pull out 1/16" and tighten collet.
- In an emergency, if it is necessary to pull out the bit more than 1/4", be sure to insert a short length of blank shank (not to exceed 5/8" long) in the bottom of the collet before inserting the bit.
- May be subject to Minimum Order Quantities



Model	Dimension A	Dimension B	Dimension C	Dimension D
	in	in	in	in
14-2240	2-1/2	3/8	3/8	1/8
14-2243	2-1/2	5/8	3/8	1/8
14-2531	1-1/2	1/2	3/8	1/8
14-2538	1-1/2	1/2	1/2	1/8
14-2539	1-1/2	1/2	5/8	1/8
14-2540	1-1/2	9/16	3/8	1/8
14-2541	1-1/2	9/16	1/2	1/8
14-2542	1-1/2	9/16	5/8	1/8
14-2544	1-1/2	5/8	5/8	1/8
14-2630	2-1/2	9/16	1/2	1/8
14-2631	2-1/2	5/8	5/8	1/8
14-2632	2-1/2	1/2	1/2	1/8
14-2633	2-1/2	1/2	5/8	1/8
14-2634	2-1/2	9/16	3/8	1/8
14-2635	2-1/2	9/16	5/8	1/8
14-2636	2-1/2	5/8	1/2	1/8
14-2893	1-1/2	5/8	3/8	1/8
14-2925	1-1/2	5/8	1/2	1/8

## Router Guides For Router Bits with 1/4" Shanks

- For use on Dotco 12-10, 12-20, 12-20, 12-25 and 12-40 series.
- The minimum router bit length (OAL) to be used is determined by the formula:  
OAL = 1-13/16"+C+P (series 12-10); OAL = 2"+C+P (series 12-20 & 12-25).  
"C" is the "C" dimension of the router guide and "P" is the desired protrusion of the router bit.
- Important: Insert bit into collet as far as possible, then pull out 1/16" and tighten collet.
- In an emergency, if it is necessary to pull out the bit more than 1/4", be sure to insert a short length of blank shank (not to exceed 5/8" long) in the bottom of the collet before inserting the bit.
- May be subject to minimum order quantities



Model	Dimension A	Dimension B	Dimension C	Dimension D
	in	in	in	in
14-2400	1	3/8	1/8	1/8
14-2401	1	3/8	1/4	1/8
14-2402	1	3/8	3/8	1/8
14-2406	1	7/16	1/8	1/8
14-2407	1	7/16	1/4	1/8
14-2408	1	7/16	3/8	1/8
14-2411	1	1/2	1/4	1/8
14-2412	1	1/2	1/2	1/8
14-2413	1	1/2	5/8	1/8
14-2414	1	1/2	3/4	1/8
14-2417	1	9/16	1/8	1/8
14-2420	1	5/8	1/8	1/8
14-2421	1	5/8	5/8	1/8
14-2500	1-1/2	3/8	1/8	1/8
14-2501	1-1/2	3/8	1/4	1/8
14-2502	1-1/2	3/8	3/8	1/8
14-2505	1-1/2	7/16	1/8	1/8
14-2506	1-1/2	7/16	1/4	1/8
14-2507	1-1/2	7/16	3/8	1/8
14-2510	1-1/2	1/2	1/4	1/8
14-2511	1-1/2	1/2	3/8	1/8
14-2512	1-1/2	1/2	1/2	1/8
14-2600	2-1/2	1/2	1/2	3/16
14-2703	3/4	3/8	1/2	1/8



# Cleco Dotco Two Handed Router Base - Add On For 10 and 12 Series Inline Grinders

Easy depth adjustment.

- Two handed control for router applications.
- Easy depth adjustment.
- Template Guides NOT supplied



Model	Tool Series
14-1577	12-10
14-2577	12-20, 12-25

## Laminate Trimmer Attachment

For Use on Cleco Dotco 12-20 and 12-25 Series Routers



Model	Tool Series
14-2178	12-20, 12-25

## Cleco Dotco 12-22 Series - Right Angle - Oscillating Saw

14,000 RPM 0.6 hp (0.45 kW)

- Easy to change blades
- Excellent control and high productivity with minimum fatigue



Model	Saw Blade Capacity		Free Speed	Type Housing	Maximum Depth of Cut		Weight	Length	Air Inlet Size	Exhaust
	in	mm	r/min		in	mm	Lb	in	in	
12L2240-90	2.50	63.5	14000	Composite	0.56	14.3	2.2	10.9	1/4 in	Rear

All tools performance rated @ 90psi / 620 kPa air pressure.  
Minimum Hose I.D.: 5/16in / 7.9mm  
Standard Equipment:  
Applicable wrenches, oilless blades

## Cleco Dotco 12-22 Series - Straight - Oscillating Saw

14,000 RPM 0.6 hp (0.45 kW)

- Easy to change blades
- Excellent control and high productivity with minimum fatigue



Model	Saw Blade Capacity		Free Speed	Type Housing	Maximum Depth of Cut		Weight	Length	Air Inlet Size	Exhaust
	in	mm	r/min		in	mm	Lb	in	in	
12L2065-90	2.50	63.5	14000	Composite	0.56	14.3	2.2	8.9	1/4 in	Rear

All tools performance rated @ 90psi / 620 kPa air pressure.  
Minimum Hose I.D.: 5/16in / 7.9mm  
Standard Equipment:  
Applicable wrenches, oilless blades

## Cleco Dotco 12-12 and 12LF Series - Saw

2,400 - 20,000 RPM 0.3 hp (0.22 kW) 0.4hp (.3kW) 12LF

- Vacuum ready
- Compact and easy to use
- Easy to change blades
- Adjustable depth control



Model	Saw Blade Capacity		Free Speed	Type Housing	Maximum Depth of Cut		Weight	Length	Air Inlet Size	Exhaust
	in	mm			in	mm				
12LF283-02	2.01	51	20000	Composite	0.43	11	1.32	7.1	1/4 in	Rear
12S1206-02	2.01	51	12000	Composite	0.43	11	1.32	7.1	1/4 in	Front
12S1207-02	2.01	51	20000	Composite	0.43	11	1.32	7.1	1/4 in	Front
12S1274-03	2.01	51	20000	Composite	0.43	11	2.2	7.1	1/4 in	Vacuum Ready
12S1282-02	2.01	51	12000	Composite	0.43	11	1.32	7.1	1/4 in	Rear
12S1283-02	2.01	51	20000	Composite	0.43	11	1.32	7.1	1/4 in	Rear
12S1289-02	2.01	51	3600	Composite	0.43	11	1.54	8.9	1/4 in	Rear

All tools performance rated @ 90psi / 620 kPa air pressure.  
 Minimum Hose I.D.: 1/4in / 6.4mm  
 Standard Equipment: Applicable wrenches, oilless blades

## Cleco Dotco 12-27 Series - Saw

430 - 11,000 RPM 0.9 hp (0.67 kW)

- Compact and easy to use
- Excellent control and high productivity with minimum fatigue
- Easy to change blades



Model	Saw Blade Capacity		Type Housing	Maximum Depth of Cut		Weight	Length	Air Inlet Size	Exhaust
	in	mm		in	mm				
12S2748-01	4.02	102	Composite	1.00	25.4	4.9	11.4	1/4 in	Front
12S2749-01	3.39	86	Composite	1.00	25.4	4.9	11.4	1/4 in	Front
12S2774-02	3.39	86	Composite	1.00	25.4	6.4	14.1	1/4 in	Vacuum Ready

All tools performance rated @ 90psi / 620 kPa air pressure.

Minimum Hose I.D.: 5/16in / 7.9mm

Standard Equipment: Applicable wrenches, oilless blades, 3/4in Arbor adapter

## Cleco Dotco 12-42 Series - Saw

5,800 - 8,600 RPM 1.7 hp (1.27 kW)

- Adjustable depth control
- Easy to change blades
- Compact and easy to use



Model	Saw Blade Capacity		Free Speed	Type Housing	Maximum Depth of Cut		Weight	Length	Air Inlet Size	Exhaust
	in	mm			in	mm				
12S4216-01	4.02	102	5800	Composite	1.00	25.4	7.9	15.5	1/4 in	Front
12S4218-01	4.02	102	8600	Composite	1.00	25.4	7.9	15.5	1/4 in	Front

All tools performance rated @ 90psi / 620 kPa air pressure.  
 Minimum Hose I.D.: 1/2in / 12.7mm  
 Standard Equipment: Wheel guard and flange wrench

Saw Blades - 1/4" arbor hole

Used on Cleco Dotco Saws

- Used for sawing non-metallic materials



Model	Description	Maximum Depth of Cut	Speed	Diameter
		in	r/min	in
14-1395	Discontinued	7/16" x 3/32"	20000	2
14-1875	1.25" OD 22T for Aluminum, Laminated Plastics, Pressed Board, Wood	3/32" x 1/16"	12000	1-1/4
14-1890	2" OD 22T for Aluminum, Laminated Plastics, Pressed Board, Wood	7/16" x 1/16"	12000	2
14-1891	2" OD 44T for Aluminum, Laminated Plastics, Pressed Board, Wood	7/16" x 1/16"	12000	2
14-1892	2" OD 60T for Aluminum, Laminated Plastics, Pressed Board, Wood	7/16" x 1/16"	12000	2
14-1895	1.5"OD 22T Aluminum, Laminated Plastics, Pressed Board, Wood	7/32" x 1/16"	12000	1-1/2

CAUTION: Use only for sawing non-metallic materials

## Saw Blades - 7/16" arbor hole

Used on Cleco Dotco Saws

- Used on Cleco Dotco Saws



Model	Description	Maximum Depth of Cut	Tool Series	Diameter
		in		in
14-1888	2" OD 44T for Aluminum, Laminated Plastics, Pressed Board, Wood.	7/16" X 1/16"	12S1288-04	2
14-1889	2" OD 60T for Aluminum, Laminated Plastics, Pressed Board, Wood	7/16" X 1/16"	12S1288-04	2
14-2147	2 1/2" OD 44T for 1/4" Aluminum, 1/2" Plywood, 1/2" Phenolic	9/16	12S2794-01	2-1/2
14-2928	3 1/2" OD 60T for 1/4" Aluminum, 1/2" Plywood, 1/2" Phenolic	15/16"	12S2794-02	3-3/8

## Saw Blades - 3/4" arbor hole

Used on Cleco Dotco Saws

- Used for sawing non-metallic materials



Model	Description	Maximum Depth of Cut	Diameter
		in	in
14-2690	4"OD Diamond 60-80 Grit for Fiberglass, Composite, Carbon Fiber	1" x 5/64"	4
14-2700	4"OD Carbide Tip 20T for Thicker Fiberglass, Plastic Laminates to 1/2" thick	1" x 7/64"	4
14-2710	4"OD Carbide Tip 20T special for Thin non-ferrous material (to approx . 1/8" thick)	1" x 7/64"	4
14-2711	4"OD Carbide Tip 12T Special for Thicker non-ferrous material (to approx . 1/2" thick)	1" x 7/64"	4

CAUTION: These carbide chip and tip and diamond blades are not to be used on metallic materials.  
Slim blade for easy cutting of fiberglass, with minimum dust -36 grit on periphery and 80 grit on the sides.

Saw Blades - oscillating saws with 3/8” arbor hole

Used on Cleco Dotco Oscillating Saw

- Used on 12-22 Series Oscillating saws



Model	Description	Maximum Depth of Cut	Diameter
		in	in
14-1740	2" OD Carbide Chip 36/80 Grit for Fiberglass	7/16" x 3/32"	2
14-1742	2.5" OD 124T for Wood, Uncured or Cured Composites, Aluminum, Plastic	9/16" x 3/64"	2-1/2

Use only for sawing non-metallic materials.



## Vacuum Conversion Kits 12-42 series

Converts front exhaust to a one of the configurations shown below

- Refer to the Vacuum Ready 12-42 Models in the catalog



Model	Description	Tool Series
4133	Option 3 - Vacuum System Adapter	12-42

To convert an existing Cleco Dotco front exhaust series 12-42 saw to Vacuum operation, order any of the conversion kits listed in the table.  
NOTE: When converting to vacuum, free speed of the tool will be reduced 20%.

## MP5187 - Lightweight Needle Scaler

Almost half the weight of standard models with similar BPM

- 4200 Blows per minute
- Compact design for work in close quarters
- Almost half the weight of standard models with similar BPM
- Precision heat treated needles for maximum performance



Model	Bore	Stroke (in)	Blows Per Minute	Air Inlet Size	Length	Weight
				in	in	Lb
MP5187	0.79 in	0.590 in	4200	1/4 in	8.9	2.5

General: Air Inlet 1/4" NPT Use 1/4" (9.6mm) I.D. Hose  
All tools performance rated @ 90psi (620 kPa) air pressure.  
Standard Equipment:  
MP5187: 12 needles, 1/8" (3mm) dia., 5" (125mm) long.  
Owners Manual, Parts sheet.  
Optional Equipment:  
MP5187:  
71010300: (12) 3mm x 5" with 3mm needle holder

## B1 Series - Push-Pull Start - Chisel Scaler

### Built-in Chisel Retainer



- Built-in1 Chisel Retainer
- Chisel Type

Model	Bore	Chisel	Stroke (in)	Abrasive Capacity Grinder	Blows Per Minute	Air Inlet Size	Length	Weight	Retainer Type
						in	in	Lb	
B1-C-PT	1 in	.500 in	1.100 in	1/2"   12.7 mm Square Stock	4600	1/4 in	12	4.41	Built-in

All tools performance rated @ 90psi / 620 kPa air pressure.  
Minimum Hose I.D.: 5/16in / 7.9mm  
Standard Equipment:  
Operating instructions & service manual

## B Series - Lever Start - Chisel Scaler

### Built-in Chisel Retainer



- Built-in Chisel Retainer
- Chisel Type

Model	Bore	Chisel	Stroke (in)	Abrasive Capacity Grinder	Blows Per Minute	Air Inlet Size	Length	Weight	Retainer Type
						in	in	Lb	
B1-C-LT	1 in	.500 in	1.100 in	1/2"   12.7 mm Square Stock	4600	1/4 in	10.3	4.41	Built-in
BR-C-LT	1 in	.625 in	1.100 in	5/8"   16 mm round stock	4200	1/4 in	10.4	4.41	Built-In

All tools performance rated @ 90psi / 620 kPa air pressure.  
Minimum Hose I.D.: 5/16in / 7.9mm  
Standard Equipment:  
Operating instructions & service manual

## MP5195 - Long Reach Scaler

Long reach scaler design for quick and easy stripping of dirt, grease, paint, glue, resins, floor coverings and tiles



- 2200 Blows per minute
- For rugged scaling applications
- Long reach scaler design for quick and easy stripping of dirt, grease, paint, glue, resins, floor coverings and tiles

Model	Stroke (in)	Blows Per Minute	Length	Weight
			in	Lb
MP5195	1.500 in	2200	60	11.5

General: Air inlet 1/4" NPT for MP5195 Model. Use 1/4" (9.6mm) I.D. hose.  
 All tools performance rated @ 90psi (620 kPa) air pressure.  
 Standard Equipment: 4" 5/8 hex chisel.  
 Owners Manual, Parts list

## CH30 Series Chipping Hammer

Heavy duty for rugged use

- Heavy duty for rugged use
- Ring valve hard hitting hammer
- Forged steel hammer
- Heat treated cylinder & piston for reduced wear
- Replaceable bushing



Model	Bore	Chisel	Stroke (in)	Abrasive Capacity Grinder	Blows Per Minute	Air Inlet Size	Length	Weight	Retainer Type
						in	in	Lb	
CH-30-HX	1.125 in	.580 in	2.500 in	.580 in   14.7 mm Hex	2200	3/8 in	17.7	15	Standard
CH-30-RD	1.125 in	.680 in	2.500 in	.680 in   17.3 mm Round Shank	2200	3/8 in	17.7	15	Standard

All tools performance rated @ 90psi / 620 kPa air pressure.  
 Minimum Hose I.D.: 1/2in / 12.7mm  
 Standard Equipment: Wheel guard and flange wrench

## F Series Rivet Hammer - Cleco

### Up to 1/4" Rivets

- For driving 1/8"-1/4" (3-6mm) rivets
- Standard beehive retainer
- Built-in air regulator controls power output
- Spool valve for precise speed control.

Model	Exhaust	Blows Per Minute	Weight	Weight (kg)	Length	Length (mm)
			Lb		in	
F4-PT-RT-B	Rear	1700	3.31	1.5 kg	8.7	221 mm



All tools performance rated @ 90 psi / 620 kPa air pressure.  
 Minimum Hose I.D.: 1/4 in / 6.4 mm  
 Standard Equipment:  
 Operating instructions & service manual

## B1 Series Chisels (Safety Retainer Type)

### For use with B1 Series Chisels

- 

Model	Description	Stock Size	Length	
		in	in	mm
839050	Spoon Chisel	1/2 in	7.3	184.15
839051	Cold Chisel	1/2 in	7.5	190.5
839299	Spoon Chisel	1/2 in	12	304.8
839334	Spoon Chisel	1/2 in	18	457.2
839335	Cold Chisel	1/2 in	18	457.2
839341	Cold Chisel	1/2 in	12	304.8
839467	Cold Chisel	1/2 in	8	203.2
839740	Spoon Chisel	1/2 in	7.3	184.15



## Overhose Conversion Kits 12 Series and 15 Series - Cleco Dotco

For Use with Cleco Dotco Series rear exhaust tools

- Converts tool to OH Overhose for additional noise suppression
- For Standard 12 Series Grinders and 15 Series Drills
- 01-1030 does not include air hose
- Kits for 1/4" ID and 5/16" ID hose with differnt OH lengths 2', 4' and 8'



Model	Description	Tool Series
01-1030		12-10, 12-11, 12-12, 12-13, 15LF, 15-14
45-2783	Inlet Adaptor, 45-2629 Overhose 2', 45-1408 8' Air Hose 1/4"	12-10, 12-11, 12-12, 12-13, 15LF, 15-14
45-2784	Inlet Adaptor, 45-2687 Overhose 4', 45-1408 8' Air Hose 1/4"	12-10, 12-11, 12-12, 12-13, 15LF, 15-14
45-2785	Inlet Adaptor, 45-2688 Overhose 8', 45-1408 8' Air Hose 1/4"	12-10, 12-11, 12-12, 12-13, 15LF, 15-14
45-2786	Inlet Adaptor, 45-2629 Overhose 2', 45-1508 8' Air Hose 5/16"	10-20, 10-21, 10-22, 10-25, 10-26, 10-27, 12-20, 12-21, 12-22, 12-25, 12-26, 12-27, 12-28, 15LS, 15LN
45-2787	Inlet Adaptor, 45-2687 Overhose 4', 45-1508 8' Air Hose 5/16"	10-20, 10-21, 10-22, 10-25, 10-26, 10-27, 12-20, 12-21, 12-22, 12-25, 12-26, 12-27, 12-28, 15LS, 15LN
45-2788	Inlet Adaptor, 45-2688 Overhose 8', 45-1508 8' Air Hose 5/16"	10-20, 10-21, 10-22, 10-25, 10-26, 10-27, 12-20, 12-21, 12-22, 12-25, 12-26, 12-27, 12-28, 15LS, 15LN

## Air Hose and Overhose Kits 10-04,12-04 Pencil Grinders - Cleco

For Use with 10-04, 12-04 Cleco Dotco Series rear exhaust tools

- Includes Inlet Hose and Overhose Assembly

Model	Description	Tool Series
45-6000	5' Hose 4' Overhose	12-03, 12-04
45-6012	5' Hose 2' Overhose	12-03, 12-04
45-6013	5' Hose 1' Overhose	12-03, 12-04



### Overhose and Spring - 10-04,12-04 Pencil Grinders - Cleco Dotco

- For use with Dotco 12R04,12R03 and 10R04 Pencil Grinders
- Includes Overhose and Spring
- Air hose shown NOT included see kits 45-6000,45-6012,45-6913

Model	Description	Tool Series	Length	Length
			ft	m
45-6001	4 feet	12-03, 12-04	4	1.2192
45-6002	2 feet	12-03, 12-04	2	0.6096
45-6003	1 foot	12-03, 12-04	1	0.3048

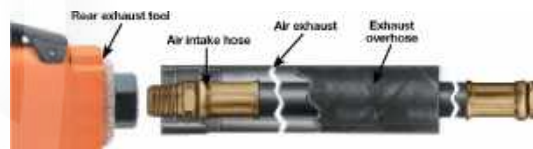


### Air Hose and Overhose Kits - 10-10,10-11 Cleco Dotco

For Use with Cleco Dotco Series rear exhaust tools

- For 10-10 and 10-11 series tools
- Air Hose and Overhose

Model	Description	Tool Series
45-1930	45-1904 2' Overhose and 45-1409 8' Air Hose 1/4"	10-10, 10-11, 10-12
45-1931	45-1901 4' Overhose and 45-1409 8' Air Hose 1/4"	10-10, 10-11, 10-12
45-1932	45-1902 8' Overhose and 45-1409 8' Air Hose 1/4"	10-10, 10-11, 10-12



### Activewivel

Available for 1/4" NPT inlet only

Model	Air Flow Volume	Max Pressure	Weight		Air Inlet Size
	Scfm	lb/in <sup>2</sup>   bar	Lb	kg	in
SW-102	25 m <sup>3</sup> /m	150	0.2	0.0907185	1/4 in



## Lubricants



Part Number	Size	Description	MSDS Number
45-0918	1 qt. plastic	Air Tool Oil - Qt.	CPT-155
45-0980	2 oz. tube	Cleco Dotco Angle Head Grease Moly-XL 250 for Grinders/Sanders	CPT-148
45-0983	2 oz. tube	Cleco Dotco Planetary Gear Grease for Grinders & Sanders	CPT-147
513156	18 oz. can	Magnalube-G Assembly Tool Teflon Grease	CPT-145
533485	1 gal. metal	Axial Piston Motor Air Tool Oil 1 gal. can	CPT-153
539317	1 ct quart plastic bottle	Univis Pulse Tool Hydraulic Oil	CPT-157
540394	2.8oz Tube	Molykote G-N Metal Assembly Paste for Angle & Planetary	CPT-146
541445	500g Can	Rheolube 363AX-1 500g can	CPT-286
A123771	1 gal. metal	Shell Gadus S2 V220 00 16 oz can	

Under normal conditions of use, lubrication products sold separately for or used within these tools should not cause an exposure hazard. Refer to the Material Safety Data Sheet M.S.D.S. for Safety and Disposal information. M.S.D.S. sheets are available upon request.

## Push Type Grease Gun

**Cleco Dotco Lube sold separately**

- Push Type Grease Gun
- Use with 45-0983 for Planetary Gears
- Use with 45-0980 for Angle Head Gears

### Model

45-1982



## Airline Filter & Lubricator

**Mounts in Hose Line.**

- One ounce reservoir good for average 8-hour shift.

Model	Description	Max Pressure	Air Inlet Size
		lb/in <sup>2</sup>   bar	in
45-0201	1/4" NPTF Hose Line Lubricator	100 lb/in <sup>2</sup>   6.9 bar	1/4 in







